

**LEGENDA**  
**LEGENDE**  
**DESCRIPTION**

① = Zastosowanie  
Verwendung  
Application

② = Akcesoria Fischer Automotive  
Anbauteil von Fischer Automotive  
Mounting Parts of Fischer Automotive

③ = N.A. Niedostępny  
N.A. Keine Produktion  
N.A. Not available

④ = Numer Oryginalny  
Original Nummer  
Original Number

⑤ = 16.087 Nr Tłumika  
16.087 Schalldämpfernummer  
16.087 Silencer Number

⑥ = ▲  
tylko na zamówienie  
Keine Lagerware, nur auf Bestellung  
No storage Parts, only on order

**500**  
Hatchback, Cabrio  
**1.4i - 16V**  
10/07 -  
(1386 cc), 74 KW

**CAT**

51 909 747 **N.A.** ③  
51 788 194 **16.087** ⑤  
46 817 654 **16.072** ▲ ⑥  
911-952 ⑤ 333-923 x2  
130-910 ②  
333-919  
333-923  
51 893 075 **16.088**

**OFERTA SPECJALNA    SPEZIALANGEBOT    SPECIAL OFFER**

**KIELICHY    VERBINDUNGEN    CONNECTIONS**

<p><b>Nr Asmet 0A.019</b></p>	<p><b>Nr Asmet 0A.017</b></p>	<p><b>Nr Asmet 0A.015</b></p>
<p><b>Nr Asmet 0A.018</b></p>	<p><b>Nr Asmet 0A.016</b></p>	<p><b>Nr Asmet 0A.014</b></p>

**RURY    ROHRE    PIPES**

Asmet Nr	d	L	
<b>0C.001</b>	40 x 1,5 mm	2000 mm	d = zew. średnica Aussendurchmesser Outside Diameter  L = długość Länge Lenght
<b>0C.002</b>	43 x 1,5 mm	2000 mm	
<b>0C.003</b>	45 x 1,5 mm	2000 mm	
<b>0C.004</b>	50 x 1,5 mm	2000 mm	
<b>0C.005</b>	55 x 1,5 mm	2000 mm	
<b>0C.006</b>	60 x 1,5 mm	2000 mm	

## AKCESORIA MONTAŻOWE MONTAGEZUBEHÖR MOUNTING ACCESSORIES

ASMET Sp. z o.o. nie jest dystrybutorem zamieszczonych w katalogu akcesoriów montażowych. Zamieszczone w katalogu akcesoria mają charakter wyłącznie informacyjny i poglądowy.

ASMET Sp. z o.o. ist nicht der Verkäufer des im Katalog genannten Montagezubehörs.

Das im Katalog sichtbare Zubehör hat einen ausschließlichen Informations- und Anschauungscharakter.


ASMET Sp. z o.o. - Is not a distributor of mounting accessories included in the catalog.

There are only for illustrative and indicative purposes.

### ZŁĄCZNIKI RUR

### ROHRVERBINDER


### PIPE CONNECTORS

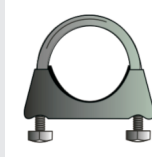
	ZŁĄCZNIKI RUR			ROHRVERBINDER			PIPE CONNECTORS		
	Fischer Nr	ID	L	Fischer Nr	ID	L	Fischer Nr	ID	L
 <p>ID = wew. średnica Innendurchmesser Inside Diameter</p> <p>L = długość Länge Length</p>	004-936	36 mm	95 mm	114-951	50 mm	110 mm			
	004-938	38 mm	95 mm	114-952	50 mm	90 mm			
	004-940	40 mm	125 mm	004-955	55 mm	80 mm			
	004-941	40 mm	90 mm	114-956	56 mm	125 mm			
	004-943	43 mm	90 mm	114-957	56 mm	95 mm			
	114-943	43 mm	125 mm	004-958	58 mm	90 mm			
	004-944	44 mm	125 mm	004-960	60 mm	80 mm			
	004-945	45 mm	125 mm	114-960	60 mm	95 mm			
	114-946	46 mm	90 mm	114-961	60 mm	125 mm			
	004-948	48 mm	90 mm	004-965	65 mm	80 mm			
	114-950	50 mm	125 mm	004-970	70 mm	80 mm			


### OBEJMY


### SCHELLEN


### CLAMPS


	Fischer Nr	ID
 <p><b>M8</b> Universall</p>	911-936	36 mm
	911-938	38 mm
	911-940	40 mm
	911-942	42 mm
	911-945	45 mm
	911-948	48 mm
	911-950	50 mm
	911-952	52 mm
	911-954	54 mm
	911-956	56 mm
	911-958	58 mm
	911-960	60 mm
	911-965	65 mm
	911-970	70 mm
	911-975	75 mm

	Fischer Nr	ID
 <p><b>M10</b> Universall</p>	913-936	36 mm
	913-938	38 mm
	913-940	40 mm
	913-942	42 mm
	913-945	45 mm
	913-948	48 mm
	913-950	50 mm
	913-952	52 mm
	913-954	54 mm
	913-956	56 mm
	913-958	58 mm
	913-960	60 mm
	913-965	65 mm
	913-970	70 mm
	913-975	75 mm

	Fischer Nr	ID
 <p>Renault</p>	932-947	47 mm
	932-949	49 mm
	932-953	53 mm
	932-958	58 mm
	932-966	66 mm
	932-969	69 mm
	932-972	72 mm
932-979	79 mm	

	Fischer Nr	ID
 <p><b>M10</b> Ford</p>	921-938	38,5 mm
	921-940	40,5 mm
	921-941	41,5 mm
	921-943	43,5 mm
	921-945	45,5 mm
	921-948	48,5 mm
	921-949	49,5 mm
	921-950	50,5 mm
	921-951	51,5 mm
	921-952	52,5 mm
	921-953	53,5 mm
	921-954	54,5 mm
	921-955	55,5 mm
	921-957	57,0 mm
	921-958	58,5 mm
	921-959	59,5 mm
	921-960	60,0 mm
921-962	62,0 mm	
921-964	64,0 mm	

	Fischer Nr	ID
 <p><b>VAG</b> Audi Seat Skoda Volkswagen</p>	951-938	38,5 mm
	951-941	41,5 mm
	951-942	42,5 mm
	951-943	43,5 mm
	951-944	44,5 mm
	951-945	45,5 mm
	951-946	46,7 mm
	951-948	48,5 mm
	951-949	49,5 mm
	951-950	50,5 mm
	951-951	51,5 mm
	951-952	52,3 mm
	951-953	53,5 mm
	951-954	54,5 mm
	951-955	55,5 mm
	951-958	58,5 mm
	951-960	60,5 mm
951-962	62,5 mm	
951-964	64,5 mm	

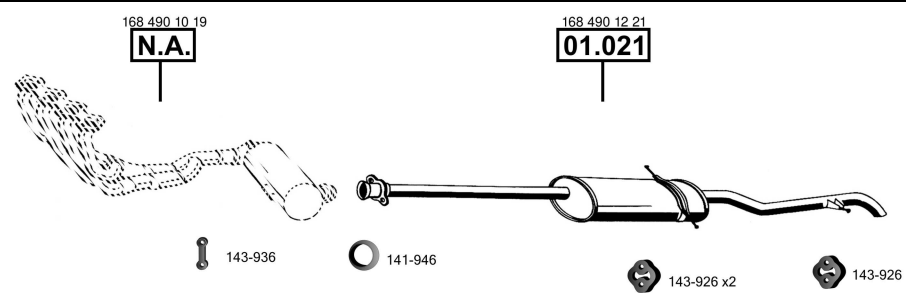
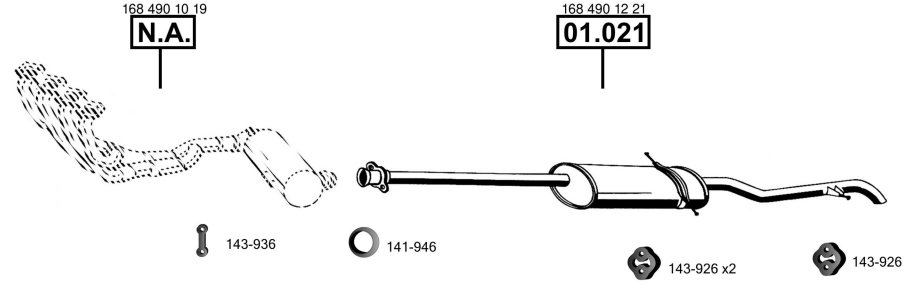
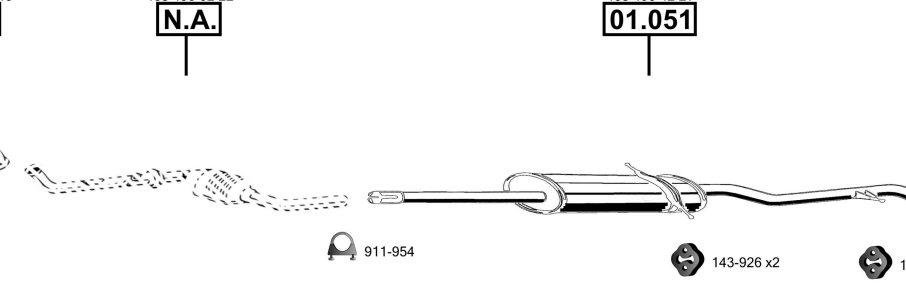
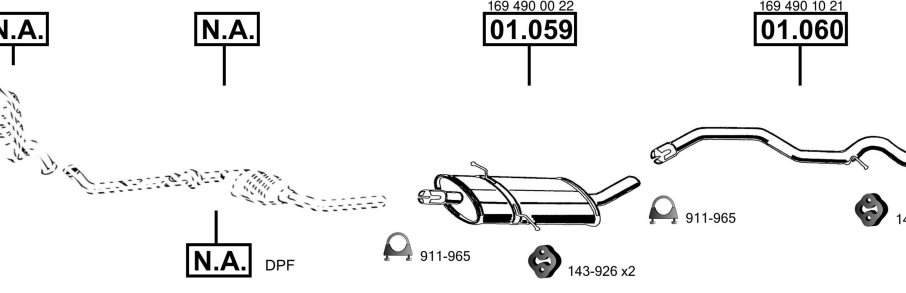
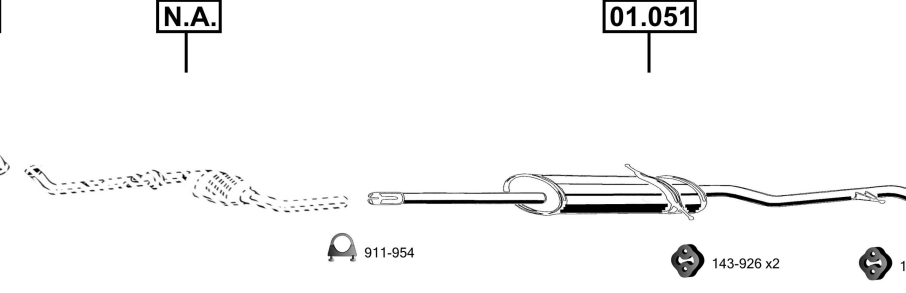
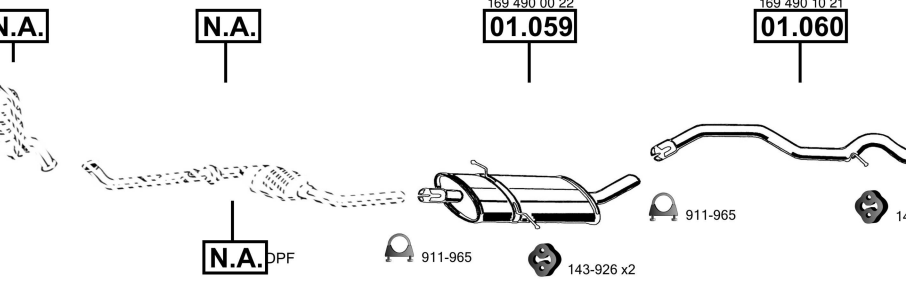
	Fischer Nr	ID
 <p>Citroen</p>	931-947	47 mm
	931-949	49 mm
	931-953	53 mm
	931-958	58 mm
	931-966	66 mm
	931-969	69 mm

A140	3
A160	3
A170	3
A180	3
A190	4
A200	4
B180	4
B200	4
C180	4
C200	5
C220	6
C230	6
C270	6
CLK 200	6
E200	6
E220	7
E230	8
E250	8
E270	8
E290	8
E300	9
190	9
190D	11
200	11
200E	12
200D	12
230	13
230CE	14
230E	14
250D	14
260E	15
300E	15
SLK 200	16
SLK 230	17
Sprinter	17
Viano	32
Vito	32
T1 207D	35
T1 208	35
T1 208D	36
T1 209D	36
T1 210D	36
T1 307D	37
T1 308D	37
T1 309D	38
T1 310D	38





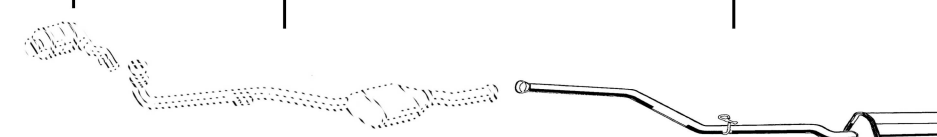
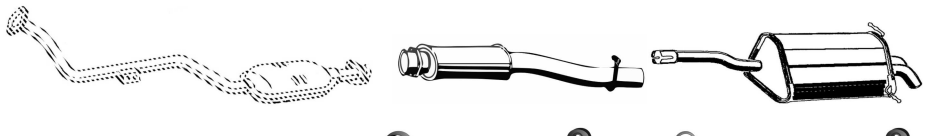
---

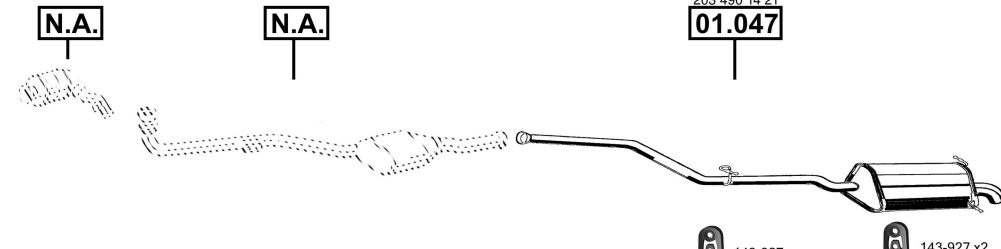
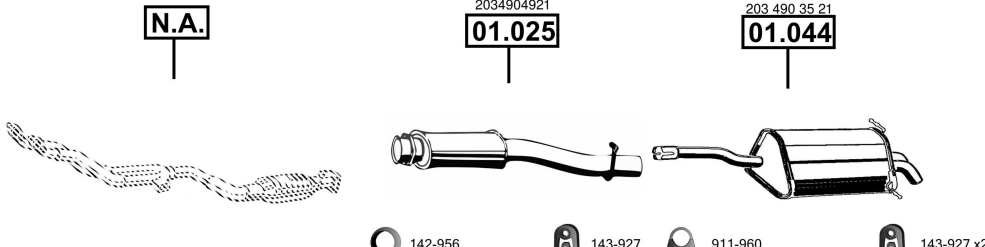
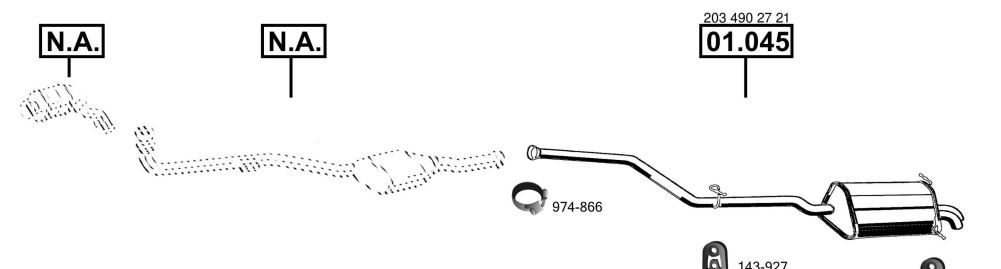
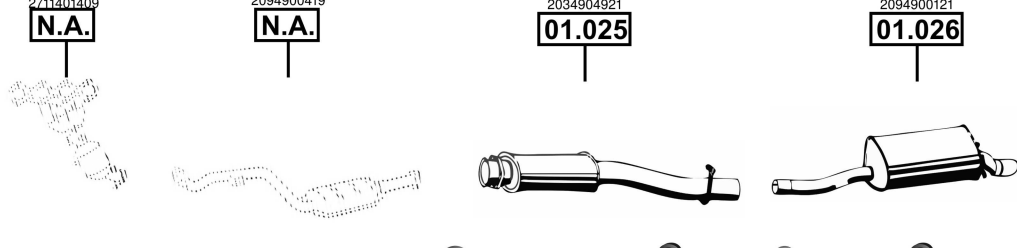
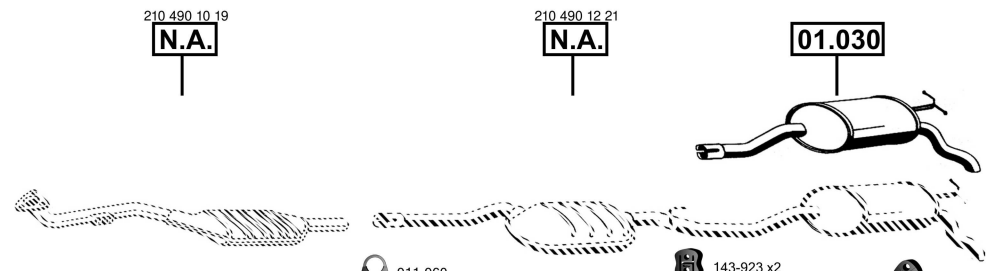
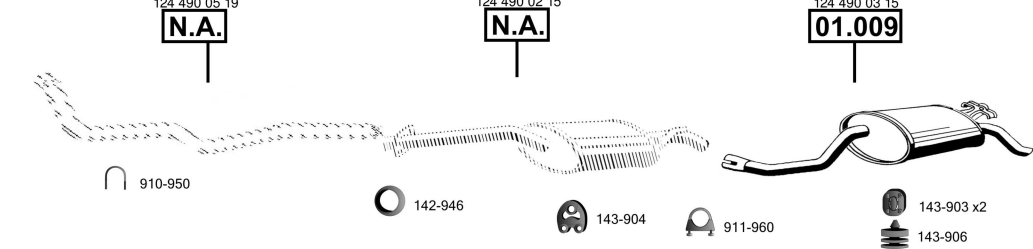
# MERCEDES

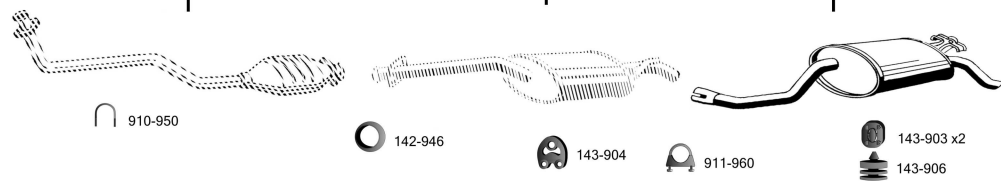

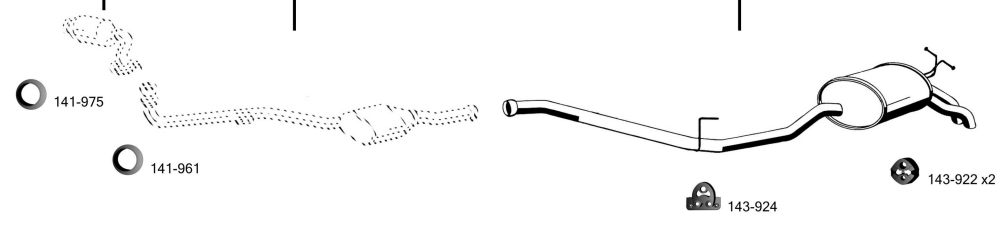
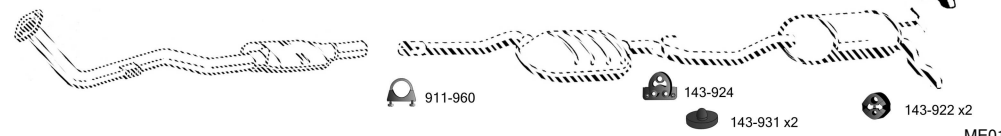
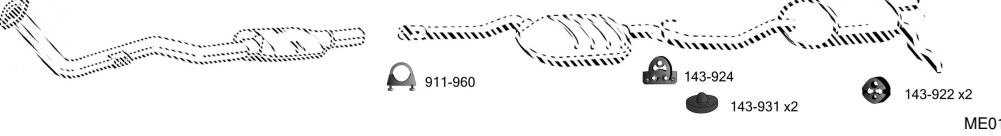
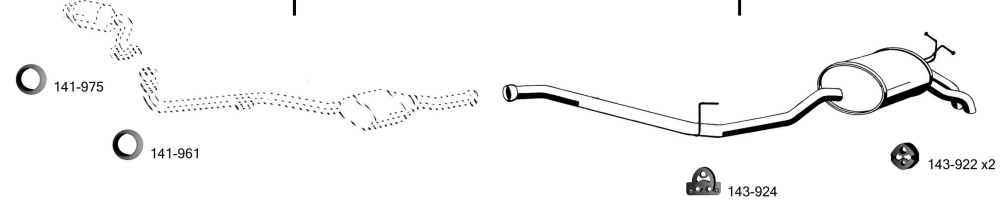


<p>168 490 10 19 <b>N.A.</b></p>  <p>168 490 12 21 <b>01.021</b></p> <p>143-936 141-946 143-926 x2 143-926</p> <p>ME010050</p>	<p><b>CAT</b></p> <p><b>A140</b> <b>W168</b> <b>1.4</b> 07/97 - 08/04 (1397 cc), 60 KW</p>
<p>168 490 10 19 <b>N.A.</b></p>  <p>168 490 12 21 <b>01.021</b></p> <p>143-936 141-946 143-926 x2 143-926</p> <p>ME010060</p>	<p><b>CAT</b></p> <p><b>A160</b> <b>W168</b> <b>1.6</b> 07/97 - 08/04 (1598 cc), 75 KW</p>
<p>168 490 87 10 <b>N.A.</b></p> <p>168 490 02 22 <b>N.A.</b></p>  <p>168 490 42 21 <b>01.051</b></p> <p>911-954 143-926 x2 143-926</p> <p>ME010070</p>	<p><b>CAT</b></p> <p><b>A160</b> <b>W168</b> <b>1.7 CDi</b> Diesel 07/98 - 08/04 (1689 cc), 44 KW (1689 cc), 55 KW</p>
<p><b>N.A.</b></p> <p><b>N.A.</b></p> <p>169 490 00 22 <b>01.059</b></p> <p>169 490 10 21 <b>01.060</b></p>  <p><b>N.A.</b> DPF</p> <p>911-965 143-926 x2 143-926</p> <p>ME010073</p>	<p><b>CAT</b></p> <p><b>A160</b> <b>W169</b> <b>2.0 CDi</b> Diesel 09/04 - 06/12 (1991 cc), 60 KW</p>
<p>168 490 87 10 <b>N.A.</b></p> <p>168 490 02 22 <b>N.A.</b></p>  <p>168 490 42 21 <b>01.051</b></p> <p>911-954 143-926 x2 143-926</p> <p>ME010080</p>	<p><b>CAT</b></p> <p><b>A170</b> <b>W168</b> <b>1.7 CDi</b> Diesel 07/98 - 08/04 (1689 cc), 66 KW (1689 cc), 70 KW</p>
<p><b>N.A.</b></p> <p><b>N.A.</b></p> <p>169 490 00 22 <b>01.059</b></p> <p>169 490 10 21 <b>01.060</b></p>  <p><b>N.A.</b> DPF</p> <p>911-965 143-926 x2 143-926</p> <p>ME010090</p>	<p><b>CAT</b></p> <p><b>A180</b> <b>W169</b> <b>2.0 CDi</b> Diesel 09/04 - 06/12 (1991 cc), 80 KW</p>

<p><b>A190</b> W168 <b>1.9</b> 06/99 - 08/04 (1898 cc), 92 KW</p>	<p>CAT</p> <p>ME010100</p>
<p><b>A200</b> W169 <b>2.0</b> CDi Diesel 09/04 - 06/12 (1991 cc), 103 KW</p>	<p>CAT</p> <p>ME010115</p>
<p><b>B180</b> W245 <b>2.0</b> CDi Diesel 03/05 - 11/11 (1991 cc), 80 KW</p>	<p>CAT</p> <p>ME010131</p>
<p><b>B200</b> W245 <b>2.0</b> CDi Diesel 03/05 - 11/11 (1991 cc), 103 KW</p>	<p>CAT</p> <p>ME010140</p>
<p><b>C180</b> Combi, Sedan, W202 <b>1.8</b> i 03/93 - 05/00 (1799 cc), 90 KW</p>	<p>CAT</p> <p>ME010150</p>
<p><b>C180</b> Combi, Sedan, W203 <b>1.8</b> Kompressor 05/02 - 02/07 (1796 cc), 105 KW</p>	<p>CAT</p> <p>ME010160</p>

<p>2034904921 <b>N.A.</b></p> <p>203 490 23 21 <b>01.044</b></p>  <p>142-951 143-927 911-960 143-927 x2</p> <p>ME010170</p>	<p><b>CAT</b></p> <p><b>C180</b> Combi, Sedan, W203 <b>2.0 i</b> 10/00 - 05/02 (1998 cc), 95 KW</p>
<p>2034904921 <b>N.A.</b></p> <p>203 490 35 21 <b>01.025</b></p> <p>203 490 35 21 <b>01.044</b></p>  <p>142-956 143-927 911-960 143-927 x2</p> <p>ME010240</p>	<p><b>CAT</b></p> <p><b>C200</b> Combi, Sedan, W203 <b>1.8 Kompressor</b> 05/00 - 02/07 (1796 cc), 120 KW (1796 cc), 125 KW</p>
<p>202 490 03 19 <b>N.A.</b></p> <p>202 490 06 15 <b>N.A.</b></p> <p>202 490 07 15 <b>01.053</b></p>  <p>142-946 143-913 911-954 143-913 143-915</p> <p>ME010270</p>	<p><b>C200</b> Sedan, W202 <b>2.0 D</b> Diesel 03/93 - 05/00 (1997 cc), 55 KW</p>
<p>202 490 18 19 <b>N.A.</b></p> <p>202 490 06 15 <b>N.A.</b></p> <p>202 490 07 15 <b>01.053</b></p>  <p>142-946 143-913 911-954 143-913 143-915</p> <p>ME010275</p>	<p><b>CAT</b></p> <p><b>C200</b> Sedan, W202 <b>2.0 D</b> Diesel 03/93 - 05/00 (1997 cc), 55 KW</p>
<p><b>N.A.</b></p> <p><b>N.A.</b></p> <p>203 490 14 21 <b>01.047</b></p>  <p>143-927 143-927 x2</p> <p>ME010285</p>	<p><b>CAT</b></p> <p><b>C200</b> Combi, Sedan, W203 <b>2.2 CDi</b> Diesel 09/00 - 02/07 (2148 cc), 75 KW (2148 cc), 85 KW</p>
<p><b>N.A.</b></p> <p>2034904921 <b>01.025</b></p> <p>203 490 35 21 <b>01.044</b></p>  <p>142-956 143-927 911-960 143-927 x2</p> <p>ME010315</p>	<p><b>CAT</b></p> <p><b>C200</b> Combi, Sedan, W203 <b>2.0 Kompressor</b> 05/00 - 05/02 (1998 cc), 120 KW</p>











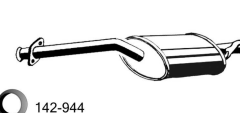




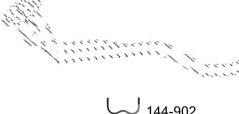


<p><b>CAT</b></p> <p><b>C220</b> Combi, Sedan, W203 <b>2.2</b> CDi Diesel 05/00 - 02/07 (2148 cc), 105 KW (2148 cc), 110 KW</p>	<p>N.A. N.A. 203 490 14 21 <b>01.047</b></p>  <p>ME010465</p>
<p><b>CAT</b></p> <p><b>C230</b> Combi, Sedan, W203 <b>1.8</b> Kompressor 02/04 - 02/07 (1796 cc), 141 KW</p>	<p>N.A. 2034904921 <b>01.025</b> 203 490 35 21 <b>01.044</b></p>  <p>ME010540</p>
<p><b>CAT</b></p> <p><b>C270</b> Combi, Sedan, W203 <b>2.7</b> CDi Diesel 12/00 - 02/07 (2685 cc), 125 KW</p>	<p>N.A. N.A. 203 490 27 21 <b>01.045</b></p>  <p>ME010660</p>
<p><b>CAT</b></p> <p><b>CLK 200</b> Cabrio, Coupe, C209 <b>1.8</b> Kompressor 08/02- (1796 cc), 120 kW (1796 cc), 125 kW</p>	<p>2711401409 N.A. 2094900419 N.A. 2034904921 <b>01.025</b> 2094900121 <b>01.026</b></p>  <p>ME010700</p>
<p><b>CAT</b></p> <p><b>E200</b> Sedan, W210 <b>2.0</b> i - 16V 06/95 - 08/00 (1998 cc), 100 KW</p>	<p>210 490 10 19 N.A. 210 490 12 21 N.A. 01.030</p>  <p>ME010802</p>
<p><b>E200</b> Sedan, W124 <b>2.0</b> D Diesel 07/93 - 06/95 (1997 cc), 55 KW</p>	<p>124 490 05 19 N.A. 124 490 02 15 N.A. 124 490 03 15 <b>01.009</b></p>  <p>ME010810</p>















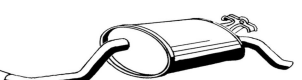



<p>124 490 85 20 <b>N.A.</b></p> <p>124 490 02 15 <b>N.A.</b></p> <p>124 490 03 15 <b>01.009</b></p>  <p>910-950 142-946 143-904 911-960 143-903 x2 143-906</p> <p>ME010815</p>	<p><b>CAT</b></p> <p><b>E200</b> Sedan, W124 <b>2.0 D</b> Diesel 07/93 - 06/95 (1997 cc), 55 KW</p>
<p>210 490 94 19 <b>N.A.</b></p> <p>210 490 18 21 <b>N.A.</b></p> <p><b>01.030</b></p>  <p>911-960 143-924 143-931 x2 143-922 x2</p> <p>ME010817</p>	<p><b>CAT</b></p> <p><b>E200</b> Sedan, W210 <b>2.0 D</b> Diesel 07/95 - 03/02 (1997 cc), 65 KW</p>
<p>210 490 77 14 <b>N.A.</b></p> <p>210 490 01 47 <b>N.A.</b></p> <p>210 490 38 21 <b>01.048</b></p>  <p>141-975 141-961 143-924 143-922 x2</p> <p>ME010820</p>	<p><b>CAT</b></p> <p><b>E200</b> Sedan, W210 <b>2.2 CDi</b> Diesel 06/98 - 03/02 (2148 cc), 85 KW (2151 cc), 75 KW</p>
<p>210 490 20 19 <b>N.A.</b></p> <p>210 490 18 21 <b>N.A.</b></p> <p><b>01.030</b></p>  <p>911-960 143-924 143-931 x2 143-922 x2</p> <p>ME010870</p>	<p><b>E220</b> Sedan, W210 <b>2.2 D</b> Diesel 06/95 - 06/99 (2155 cc), 70 KW</p>
<p>210 490 94 19 <b>N.A.</b></p> <p>210 490 18 21 <b>N.A.</b></p> <p><b>01.030</b></p>  <p>911-960 143-924 143-931 x2 143-922 x2</p> <p>ME010875</p>	<p><b>CAT</b></p> <p><b>E220</b> Sedan, W210 <b>2.2 D</b> Diesel 06/95 - 06/99 (2155 cc), 70 KW</p>
<p>210 490 77 14 <b>N.A.</b></p> <p>210 490 01 47 <b>N.A.</b></p> <p>210 490 38 21 <b>01.048</b></p>  <p>141-975 141-961 143-924 143-922 x2</p> <p>ME010880</p>	<p><b>CAT</b></p> <p><b>E220</b> Sedan, W210 <b>2.2 CDi</b> Diesel 06/98 - 03/02 (2151 cc), 92 KW (2151 cc), 105 KW</p>



















<p><b>E220</b> Combi, W210 <b>2.2</b> CDi Diesel 06/98 - 03/03 (2151 cc), 92 KW (2151 cc), 105 KW</p>	<p><b>CAT</b></p> <p>210 490 39 21 <b>01.076</b></p> <p>141-975 141-961 144-960 974-860 143-923 x2 143-924 911-965</p> <p>ME010908</p>
<p><b>E230</b> Sedan, W210 <b>2.3</b> i - 16V 06/95 - 10/97 (2295 cc), 110 KW</p>	<p><b>CAT</b></p> <p>202 490 25 20 <b>N.A.</b></p> <p>210 490 12 21 <b>N.A.</b></p> <p><b>01.030</b></p> <p>911-960 143-923 x2 143-924 143-922 x2</p> <p>ME010920</p>
<p><b>E250</b> Sedan, W210 <b>2.5</b> D Diesel 07/95 - 07/99 (2495 cc), 83 KW</p>	<p><b>CAT</b></p> <p>210 490 94 19 <b>N.A.</b></p> <p>210 490 18 21 <b>N.A.</b></p> <p><b>01.030</b></p> <p>911-960 143-924 143-931 x2 143-922 x2</p> <p>ME010965</p>
<p><b>E270</b> Sedan, W210 <b>2.7</b> CDi Diesel 06/99 - 03/02 (2688 cc), 125 KW</p>	<p><b>CAT</b></p> <p>210 490 56 21 <b>01.054</b></p> <p>141-955 141-965 144-966 142-951 143-924 143-922 x2</p> <p>ME011005</p>
<p><b>E290</b> Sedan, W210 <b>2.9</b> TD Diesel 03/96 - 06/99 (2874 cc), 95 KW</p>	<p><b>CAT</b></p> <p>210 490 55 21 <b>01.075</b></p> <p>911-970 143-924 143-931 x2 143-922 x2</p> <p>ME011050</p>
<p><b>E290</b> Combi, W210 <b>2.9</b> TD Diesel 06/96 - 07/99 (2874 cc), 95 KW</p>	<p><b>CAT</b></p> <p>210 490 63 21 <b>01.077</b></p> <p>911-970 143-924 143-915 x2</p> <p>ME011070</p>

<p>210 490 55 21 <b>01.075</b></p> <p><b>N.A.</b></p> <p>911-970 143-924 143-931 x2 143-922 x2</p>	<p>ME011108</p>	<p><b>CAT</b></p> <p><b>E300</b> Sedan, W210 <b>3.0 TD</b> Diesel 12/96 - 06/99 (2996 cc), 130 KW</p>
<p>210 490 63 21 <b>01.077</b></p> <p><b>N.A.</b></p> <p>911-970 143-924 143-915 x2</p>	<p>ME011140</p>	<p><b>CAT</b></p> <p><b>E300</b> Combi, W210 <b>3.0 TD</b> Diesel 12/96 - 07/99 (2996 cc), 130 KW</p>
<p>201 490 41 19 <b>N.A.</b></p> <p>201 490 04 15 <b>01.013</b></p> <p>201 490 11 01 <b>01.004</b></p> <p>140-902 144-902 910-950 142-944 911-954 143-904 003-931 x2 143-906</p>	<p>ME011210</p>	<p><b>190</b> W201 <b>2.0</b> 10/82 - 10/84 (1997 cc), 66 KW</p>
<p>201 490 06 20 <b>N.A.</b></p> <p>201 490 04 15 <b>01.013</b></p> <p>201 490 11 01 <b>01.004</b></p> <p>144-902 142-944 911-954 143-904 003-931 x2 143-906</p>	<p>ME011220</p>	<p><b>190</b> W201 <b>2.0</b> 09/84 - 05/90 (1997 cc), 77 KW</p>
<p>201 490 19 20 <b>N.A.</b></p> <p>201 490 04 15 <b>01.013</b></p> <p>201 490 11 01 <b>01.004</b></p> <p>910-957 142-944 911-954 143-904 003-931 x2 143-906</p>	<p>ME011225</p>	<p><b>CAT</b></p> <p><b>190</b> W201 <b>2.0</b> 09/84 - 05/90 (1997 cc), 77 KW</p>
<p>201 490 19 20 <b>N.A.</b></p> <p>201 490 02 15 <b>01.011</b></p> <p>201 490 26 15 <b>01.020</b></p> <p>910-957 142-944 911-954 143-904 003-931 x2 143-906</p>	<p>ME011305</p>	<p><b>CAT</b></p> <p><b>190</b> W201 <b>1.8 E</b> 04/90 - 08/93 (1797 cc), 80 KW</p>




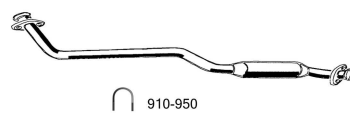








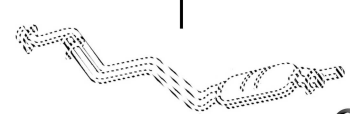





<p><b>190</b> W201 <b>2.0 E</b> 10/82 - 12/90 (1997 cc), 90 KW</p>	<p>201 490 41 19 <b>N.A.</b></p> <p>201 490 02 15 <b>01.011</b></p> <p>201 490 26 15 <b>01.020</b></p> <p>ME011315</p> <p>201 490 06 20 <b>N.A.</b></p> <p>142-944</p> <p>911-954</p> <p>143-904</p> <p>003-931 x2</p> <p>143-906</p>
<p><b>CAT</b></p> <p><b>190</b> W201 <b>2.0 E</b> 01/85 - 08/93 (1997 cc), 87 KW</p>	<p>201 490 19 20 <b>N.A.</b></p> <p>201 490 02 15 <b>01.011</b></p> <p>201 490 26 15 <b>01.020</b></p> <p>ME011335</p> <p>910-957</p> <p>142-944</p> <p>911-954</p> <p>143-904</p> <p>003-931 x2</p> <p>143-906</p>
<p><b>190</b> W201 <b>2.0 E</b> 02/91 - 06/93 (1997 cc), 90 KW</p>	<p>201 490 34 20 <b>N.A.</b></p> <p>201 490 39 15 <b>N.A.</b></p> <p>201 490 09 01 <b>01.024</b></p> <p>ME011340</p> <p>142-946</p> <p>141-951</p> <p>911-958</p> <p>143-904</p> <p>003-931 x2</p> <p>143-906</p>
<p><b>CAT</b></p> <p><b>190</b> W201 <b>2.0 E</b> 02/91 - 08/93 (1997 cc), 90 KW</p>	<p>201 490 36 20 <b>N.A.</b></p> <p>201 490 39 15 <b>N.A.</b></p> <p>201 490 09 01 <b>01.024</b></p> <p>ME011345</p> <p>910-957</p> <p>142-946</p> <p>141-951</p> <p>911-958</p> <p>143-904</p> <p>003-931 x2</p> <p>143-906</p>
<p><b>190</b> W201 <b>2.3 E</b> 10/86 - 02/91 (2299 cc), 100 KW</p>	<p>201 490 06 20 <b>N.A.</b></p> <p>201 490 02 15 <b>01.011</b></p> <p>201 490 07 01 <b>N.A.</b></p> <p>ME011360</p> <p>144-902</p> <p>142-944</p> <p>911-954</p> <p>143-904</p> <p>003-931 x2</p> <p>143-906</p>
<p><b>CAT</b></p> <p><b>190</b> W201 <b>2.3 E</b> 09/86 - 08/91 (2299 cc), 97 KW</p>	<p>201 490 19 20 <b>N.A.</b></p> <p>201 490 02 15 <b>01.011</b></p> <p>201 490 07 01 <b>N.A.</b></p> <p>ME011365</p> <p>910-957</p> <p>142-944</p> <p>911-954</p> <p>143-904</p> <p>003-931 x2</p> <p>143-906</p>

<p>201 490 34 20 <b>N.A.</b></p> 	<p>201 490 39 15 <b>N.A.</b></p> 	<p>201 490 09 01 <b>01.024</b></p>  <p>911-958 143-904 142-946 141-951 003-931 x2 143-906</p>	<p><b>CAT</b></p> <p><b>190</b> W201 <b>2.3 E</b> 03/91 - 08/93 (2299 cc), 100 KW</p>
ME011370			
<p>201 490 71 19 <b>N.A.</b></p> 	<p>201 490 08 01 <b>N.A.</b></p> 	<p>201 490 09 01 <b>01.024</b></p>  <p>911-958 143-904 141-951 142-946 003-931 x2 143-906</p>	<p><b>190</b> W201 <b>2.6 E</b> 09/86 - 12/89 (2597 cc), 122 KW</p>
ME011380			
<p>201 490 84 19 <b>N.A.</b></p> 	<p>201 490 08 01 <b>N.A.</b></p> 	<p>201 490 09 01 <b>01.024</b></p>  <p>911-958 143-904 141-951 142-946 003-931 x2 143-906</p>	<p><b>CAT</b></p> <p><b>190</b> W201 <b>2.6 E</b> 09/86 - 08/93 (2599 cc), 118 KW</p>
ME011385			
<p>201 490 29 19 <b>N.A.</b></p> 	<p>201 490 04 15 <b>01.013</b></p> 	<p>201 490 11 01 <b>01.004</b></p>  <p>910-950 142-944 911-954 143-904 003-931 x2 143-906</p>	<p><b>190D</b> W201 <b>2.0 D</b> Diesel 08/83 - 08/89 (1997 cc), 53 KW</p>
ME011450			
<p>201 490 23 20 <b>N.A.</b></p> 	<p>201 490 04 15 <b>01.013</b></p> 	<p>201 490 11 01 <b>01.004</b></p>  <p>910-950 142-944 911-954 143-904 003-931 x2 143-906</p>	<p><b>CAT</b></p> <p><b>190D</b> W201 <b>2.0 D</b> Diesel 08/89 - 08/93 (1997 cc), 55 KW</p>
ME011460			
<p>124 490 08 19 <b>N.A.</b></p> 	<p>124 490 02 15 <b>01.023</b></p> 	<p>124 490 03 15 <b>01.009</b></p>  <p>144-902 910-950 142-946 911-960 143-904 143-903 x2 143-906</p>	<p><b>200</b> Sedan, W124 <b>2.0</b> 12/85 - 05/90 (1997 cc), 80 KW</p>
ME011550			

<p><b>CAT</b></p> <p><b>200</b> Sedan, W124 <b>2.0</b> 01/86 - 05/90 (1997 cc), 77 KW</p> <p>ME011555</p>	<p>124 490 94 19 <b>N.A.</b></p>  <p>910-950 144-902</p>	<p>124 490 02 15 <b>01.023</b></p>  <p>142-946</p>	<p>124 490 03 15 <b>01.009</b></p>  <p>911-960 143-904 143-903 x2 143-906</p>
<p><b>200E</b> Sedan, W124 <b>2.0 E</b> 09/88 - 12/89 (1997 cc), 90 KW</p> <p>ME011565</p>	<p>124 490 00 19 <b>N.A.</b></p>  <p>144-902</p>	<p>124 490 02 15 <b>01.023</b></p>  <p>142-946</p>	<p>124 490 03 15 <b>01.009</b></p>  <p>911-960 143-904 143-903 x2 143-906</p>
<p><b>CAT</b></p> <p><b>200E</b> Sedan, W124 <b>2.0 E</b> 09/88 - 08/92 (1997 cc), 87 KW</p> <p>ME011570</p>	<p>124 490 94 19 <b>N.A.</b></p>  <p>910-950 144-902</p>	<p>124 490 02 15 <b>01.023</b></p>  <p>142-946</p>	<p>124 490 03 15 <b>01.009</b></p>  <p>911-960 143-904 143-903 x2 143-906</p>
<p><b>200D</b> Sedan, W124 <b>2.0 D</b> Diesel 12/84 - 08/89 (1997 cc), 53 KW</p> <p>ME011605</p>	<p>124 490 05 19 <b>N.A.</b></p>  <p>910-950</p>	<p>124 490 02 15 <b>N.A.</b></p>  <p>142-946 143-904</p>	<p>124 490 03 15 <b>01.009</b></p>  <p>911-960 143-903 x2 143-906</p>
<p><b>CAT</b></p> <p><b>200D</b> Sedan, W124 <b>2.0 D</b> Diesel 08/89 - 06/93 (1997 cc), 55 KW</p> <p>ME011610</p>	<p>124 490 85 20 <b>N.A.</b></p>  <p>910-950</p>	<p>124 490 02 15 <b>N.A.</b></p>  <p>142-946 143-904</p>	<p>124 490 03 15 <b>01.009</b></p>  <p>911-960 143-903 x2 143-906</p>
<p><b>200</b> Combi, S124 <b>2.0</b> 09/85 - 08/89 (1997 cc), 80 KW</p> <p>ME011680</p>	<p>124 490 08 19 <b>N.A.</b></p>  <p>144-902 910-950</p>	<p>124 490 02 15 <b>01.023</b></p>  <p>142-946</p>	<p>124 491 06 00 <b>N.A.</b></p>  <p>911-960 143-904 143-903 x2</p>

<p>124 490 94 19 <b>N.A.</b></p>  <p>910-950 144-902</p>	<p>124 490 02 15 <b>01.023</b></p>  <p>142-946</p>	<p>124 491 06 00 <b>N.A.</b></p>  <p>911-960 143-904 143-903 x2</p> <p>ME011685</p>	<p><b>CAT</b></p> <p><b>200</b> Combi, S124 <b>2.0</b> 01/86 - 05/90 (1997 cc), 77 KW</p>
<p>124 490 00 19 <b>N.A.</b></p>  <p>144-902</p>	<p>124 490 02 15 <b>01.023</b></p>  <p>142-946</p>	<p>124 491 06 00 <b>N.A.</b></p>  <p>911-960 143-904 143-903 x2</p> <p>ME011690</p>	<p><b>200E</b> Combi, S124 <b>2.0 E</b> 09/88 - 12/89 (1997 cc), 90 KW</p>
<p>124 490 94 19 <b>N.A.</b></p>  <p>910-950 144-902</p>	<p>124 490 02 15 <b>01.023</b></p>  <p>142-946</p>	<p>124 491 06 00 <b>N.A.</b></p>  <p>911-960 143-904 143-903 x2</p> <p>ME011695</p>	<p><b>CAT</b></p> <p><b>200E</b> Combi, S124 <b>2.0 E</b> 09/88 - 08/92 (1997 cc), 87 KW</p>
<p>124 490 05 19 <b>N.A.</b></p>  <p>910-950</p>	<p>124 491 17 00 <b>01.010</b></p>  <p>142-946</p>	<p>124 491 06 00 <b>N.A.</b></p>  <p>911-960 143-904 143-903 x2</p> <p>ME011700</p>	<p><b>200D</b> Combi, S124 <b>2.0 D</b> Diesel 09/88 - 08/91 (1997 cc), 55 KW</p>
<p>124 490 85 20 <b>N.A.</b></p>  <p>910-950</p>	<p>124 490 02 15 <b>01.023</b></p>  <p>142-946</p>	<p>124 491 06 00 <b>N.A.</b></p>  <p>911-960 143-904 143-903 x2</p> <p>ME011705</p>	<p><b>CAT</b></p> <p><b>200D</b> Combi, S124 <b>2.0 D</b> Diesel 09/85 - 08/91 (1997 cc), 53 KW</p>
<p>124 490 00 19 <b>N.A.</b></p>  <p>144-902</p>	<p>124 490 02 15 <b>01.023</b></p>  <p>142-946</p>	<p>124 490 03 15 <b>01.009</b></p>  <p>911-960 143-904 143-903 x2 143-906</p> <p>ME011760</p>	<p><b>230</b> Sedan, W124 <b>2.3</b> 12/84 - 06/93 (2299 cc), 97 KW (2299 cc), 100 KW</p>

<p><b>230</b> Sedan, W124 <b>2.3</b> 06/89 - 06/93 (2299 cc), 97 KW</p>	<p><b>CAT</b></p> <p>124 490 94 19 <b>N.A.</b>      124 490 02 15 <b>01.023</b>      124 490 03 15 <b>01.009</b></p> <p>910-950 144-902</p> <p>142-946</p> <p>911-960 143-904</p> <p>143-903 x2 143-906</p> <p>ME011765</p>
<p><b>230</b> Coupe, C124 <b>2.3</b> 03/87 - 12/92 (2299 cc), 100 KW</p>	<p>124 490 00 19 <b>N.A.</b>      124 491 95 01 <b>N.A.</b>      124 490 03 15 <b>01.009</b></p> <p>144-902</p> <p>142-946</p> <p>143-904</p> <p>911-960</p> <p>143-903 x2 143-906</p> <p>ME011785</p>
<p><b>230CE</b> Coupe, C124 <b>2.3 CE</b> 03/87 - 12/92 (2299 cc), 97 KW</p>	<p><b>CAT</b></p> <p>124 490 94 19 <b>N.A.</b>      124 491 95 01 <b>N.A.</b>      124 490 03 15 <b>01.009</b></p> <p>910-950 144-902</p> <p>142-946</p> <p>143-904</p> <p>911-960</p> <p>143-903 x2 143-906</p> <p>ME011790</p>
<p><b>230E</b> Combi, S124 <b>2.3 E</b> 09/85 - 08/92 (2299 cc), 97 KW (2299 cc), 100 KW</p>	<p>124 490 00 19 <b>N.A.</b>      124 490 02 15 <b>01.023</b>      124 491 06 00 <b>N.A.</b></p> <p>144-902</p> <p>142-946</p> <p>143-904</p> <p>911-960</p> <p>143-903 x2</p> <p>ME011820</p>
<p><b>230E</b> Combi, S124 <b>2.3 E</b> 09/85 - 08/92 (2299 cc), 97 KW</p>	<p><b>CAT</b></p> <p>124 490 94 19 <b>N.A.</b>      124 490 02 15 <b>01.023</b>      124 491 06 00 <b>N.A.</b></p> <p>910-950 144-902</p> <p>142-946</p> <p>143-904</p> <p>911-960</p> <p>143-903 x2</p> <p>ME011825</p>
<p><b>250D</b> Sedan, W124 <b>2.5 D</b> Diesel 04/85 - 06/93 (2497 cc), 66 KW</p>	<p>124 490 20 19 <b>01.027</b>      124 491 17 00 <b>01.010</b>      124 490 03 15 <b>01.009</b></p> <p>910-950</p> <p>142-946</p> <p>143-904</p> <p>911-960</p> <p>143-903 x2 143-906</p> <p>ME011880</p>

<p>124 490 77 20 <b>N.A.</b></p>  <p>910-950 144-902</p> <p>124 491 17 00 <b>01.010</b></p>  <p>142-946</p> <p>143-904</p> <p>124 490 03 15 <b>01.009</b></p>  <p>911-960</p> <p>143-903 x2 143-906</p> <p>ME011885</p>	<p><b>CAT</b></p> <p><b>250D</b> Sedan, W124 <b>2.5 D</b> Diesel 01/91 - 06/93 (2497 cc), 66 KW</p>
<p>124 490 20 19 <b>01.027</b></p>  <p>910-950</p> <p>124 491 17 00 <b>01.010</b></p>  <p>142-946</p> <p>143-904</p> <p>911-960</p> <p>124 491 06 00 <b>N.A.</b></p>  <p>143-903 x2</p> <p>ME011910</p>	<p><b>250D</b> Combi, S124 <b>2.5 D</b> Diesel 09/85 - 06/93 (2497 cc), 66 KW</p>
<p>124 490 77 20 <b>N.A.</b></p>  <p>910-950 144-902</p> <p>124 491 17 00 <b>01.010</b></p>  <p>142-946</p> <p>143-904</p> <p>911-960</p> <p>124 491 06 00 <b>N.A.</b></p>  <p>143-903 x2</p> <p>ME011915</p>	<p><b>CAT</b></p> <p><b>250D</b> Combi, S124 <b>2.5 D</b> Diesel 01/91 - 06/93 (2497 cc), 66 KW</p>
<p>124 490 10 19 <b>N.A.</b></p>  <p>144-902</p> <p>124 490 04 15 <b>N.A.</b></p>  <p>141-951 142-946</p> <p>143-904</p> <p>911-965</p> <p>124 491 04 00 <b>01.050</b></p>  <p>003-931 x2 143-906</p> <p>ME011935</p>	<p><b>260E</b> Sedan, S124 <b>2.6 E</b> 09/85 - 12/89 (2599 cc), 122 KW</p>
<p>124 490 72 19 <b>N.A.</b></p>  <p>141-951 142-946</p> <p>124 490 04 15 <b>N.A.</b></p>  <p>143-904</p> <p>911-965</p> <p>124 491 04 00 <b>01.050</b></p>  <p>003-931 x2 143-906</p> <p>ME011940</p>	<p><b>CAT</b></p> <p><b>260E</b> Sedan <b>2.6 E</b> 08/85 - 08/92 (2599 cc), 118 KW</p>
<p>124 490 10 19 <b>N.A.</b></p>  <p>144-902</p> <p>124 490 04 15 <b>N.A.</b></p>  <p>141-951 142-946</p> <p>143-904</p> <p>911-965</p> <p>124 491 04 00 <b>01.050</b></p>  <p>003-931 x2 143-906</p> <p>ME012050</p>	<p><b>300E</b> Sedan, W124 <b>3.0 E</b> 06/85 - 08/92 (2962 cc), 138 KW</p>

<p><b>CAT</b></p> <p><b>300E</b> Sedan, W124 <b>3.0 E</b> 06/85 - 08/92 (2962 cc), 132 KW</p>	<p>124 490 72 19 <b>N.A.</b></p> <p>124 490 04 15 <b>N.A.</b></p> <p>124 491 04 00 <b>01.050</b></p> <p>141-951 142-946</p> <p>911-965 143-904</p> <p>003-931 x2 143-906</p> <p>ME012055</p>
<p><b>300E</b> Coupe, C124 <b>3.0 E</b> 03/87 - 12/89 (2962 cc), 138 KW</p>	<p>124 490 10 19 <b>N.A.</b></p> <p>124 491 13 00 <b>N.A.</b></p> <p>124 491 04 00 <b>01.050</b></p> <p>144-902</p> <p>141-951 142-946</p> <p>911-965 143-904</p> <p>003-931 x2 143-906</p> <p>ME012090</p>
<p><b>CAT</b></p> <p><b>300E</b> Coupe, C124 <b>3.0 E</b> 03/87 - 05/93 (2962 cc), 132 KW</p>	<p>124 490 72 19 <b>N.A.</b></p> <p>124 491 13 00 <b>N.A.</b></p> <p>124 491 04 00 <b>01.050</b></p> <p>141-951 142-946</p> <p>143-904 911-965</p> <p>003-931 x2 143-906</p> <p>ME012095</p>
<p><b>CAT</b></p> <p><b>SLK 200</b> Cabrio, R170 <b>2.0 16V</b> 09/96 - 03/00 (1998 cc), 100 KW</p>	<p><b>N.A.</b></p> <p><b>N.A.</b></p> <p>170 490 06 21 <b>01.071</b></p> <p>911-960</p> <p>143-903 x2</p> <p>ME012265</p>
<p><b>CAT</b></p> <p><b>SLK 200</b> Cabrio, R170 <b>2.0 Kompressor</b> 10/96 - 03/00 (1998 cc), 141 KW</p>	<p><b>N.A.</b></p> <p>170 490 02 21 <b>01.072</b></p> <p>143-914</p> <p>143-903 x2</p> <p>ME012268</p>
<p><b>CAT</b></p> <p><b>SLK 200</b> Cabrio, R170 <b>2.0 Kompressor</b> 03/00 - 04/04 (1998 cc), 120 KW</p>	<p><b>N.A.</b></p> <p><b>N.A.</b></p> <p>170 490 06 21 <b>01.071</b></p> <p>911-960</p> <p>143-903 x2</p> <p>ME012271</p>

<p>N.A.</p> <p>170 490 02 21 <b>01.072</b></p> <p>143-914</p> <p>143-903 x2</p> <p>ME012275</p>	<p><b>CAT</b></p> <p><b>SLK 230</b> Cabrio, R170 <b>2.3</b> Kompressor 09/96 - 03/00 (2295 cc), 142 KW</p>
<p>N.A.</p> <p>N.A.</p> <p>170 490 06 21 <b>01.071</b></p> <p>911-960</p> <p>143-903 x2</p> <p>ME012278</p>	<p><b>CAT</b></p> <p><b>SLK 230</b> Cabrio, R170 <b>2.3</b> Kompressor 03/00 - 04/04 (2295 cc), 145 KW</p>
<p>901 490 19 01 <b>02.048</b></p> <p>901 490 01 21 <b>02.021</b> SWB 3000 mm</p> <p>901 490 02 21 <b>02.022</b> LWB 3550 mm</p> <p>143-911</p> <p>911-954</p> <p>143-911</p> <p>143-911 x2</p> <p>ME012290</p>	<p><b>CAT</b></p> <p><b>Sprinter</b> <b>208D</b> <b>2.3</b> D Diesel 02/95 - 04/00 (2299 cc), 58 KW</p>
<p>901 490 19 19 <b>N.A.</b></p> <p>901 490 19 19 <b>N.A.</b></p> <p>901 490 01 21 <b>02.021</b> SWB 3000 mm</p> <p>901 490 02 21 <b>02.022</b> LWB 3550 mm</p> <p>911-954</p> <p>143-911</p> <p>911-954</p> <p>143-911</p> <p>143-911 x2</p> <p>ME012291</p>	<p><b>CAT</b></p> <p><b>Sprinter</b> <b>208D</b> <b>2.3</b> D Diesel 02/95 - 04/00 (2299 cc), 58 KW</p>
<p>901 490 25 19 <b>N.A.</b></p> <p>901 490 18 19 <b>N.A.</b></p> <p><b>02.043</b> SHORT</p> <p><b>02.044</b></p> <p>901 490 39 21 <b>02.041</b> SWB 3000 mm</p> <p>901 490 40 21 <b>02.042</b> LWB 3550 mm</p> <p>901 490 41 21 <b>02.028</b> XLWB 4025 mm</p> <p>911-965</p> <p>143-911 x2</p> <p>143-911 x2</p> <p>143-911</p> <p>143-911</p> <p>ME012292</p>	<p><b>CAT</b></p> <p><b>Sprinter</b> <b>208CDi</b> <b>2.2</b> CDi Diesel 04/00 - 05/06 (2148 cc), 60 KW</p>
<p>901 490 33 19 <b>02.051</b></p> <p><b>02.045</b> SHORT</p> <p><b>02.046</b></p> <p>901 490 39 21 <b>02.041</b> SWB 3000 mm</p> <p>901 490 40 21 <b>02.042</b> LWB 3550 mm</p> <p>901 490 41 21 <b>02.028</b> XLWB 4025 mm</p> <p>911-965</p> <p>143-911 x2</p> <p>143-911 x2</p> <p>143-911</p> <p>143-911</p> <p>ME012293</p>	<p><b>CAT</b></p> <p><b>Sprinter</b> <b>208CDi</b> <b>2.2</b> CDi Diesel 04/00 - 05/06 (2148 cc), 60 KW</p>

<p><b>CAT</b></p> <p><b>Sprinter</b> 209 CDI 2.2 CDI Diesel 06/06 - (2148 cc), 65 KW</p>	<p>ME012300</p>
<p><b>DPF</b></p> <p><b>Sprinter</b> 209 CDI 2.2 CDI Diesel 06/06 - (2148 cc), 65 KW</p>	<p>ME012301</p>
<p><b>DPF</b></p> <p><b>Sprinter</b> 210 CDI 2.2 CDI Diesel 03/09 - (2143 cc), 70 KW</p>	<p>ME012310</p>
<p><b>Sprinter</b> 210D 2.9 TD Diesel 03/97 - 04/00 (2874 cc), 75 KW</p>	<p>ME012311</p>
<p><b>CAT</b></p> <p><b>Sprinter</b> 210D 2.9 TD Diesel 03/97 - 04/00 (2874 cc), 75 KW</p>	<p>ME012312</p>
<p><b>DPF</b></p> <p><b>Sprinter</b> 210 CDI 2.2 CDI Diesel 01/13- 12/16 ( 2143 cc), 70 KW</p>	<p>ME012313</p>

<p>901 490 32 19 <b>N.A.</b></p> <p>901 490 18 19 <b>N.A.</b></p> <p><b>02.043</b> SHORT</p> <p>911-965</p> <p>143-911 x2</p> <p><b>02.044</b></p> <p>143-911 x2</p> <p>143-911</p> <p>901 490 39 21 <b>02.041</b> SWB 3000 mm</p> <p>901 490 40 21 <b>02.042</b> LWB 3550 mm</p> <p>901 490 41 21 <b>02.028</b> XLWB 4025 mm ME012320</p>	<p><b>CAT</b></p> <p><b>Sprinter</b> 211CDi 2.2 CDi Diesel 04/00 - 05/06 (2148 cc), 80 KW</p>
<p>901 490 33 19 <b>02.051</b></p> <p><b>02.045</b> SHORT</p> <p>911-965</p> <p>143-911 x2</p> <p><b>02.046</b></p> <p>143-911 x2</p> <p>911-965</p> <p>143-911</p> <p>901 490 39 21 <b>02.041</b> SWB 3000 mm</p> <p>901 490 40 21 <b>02.042</b> LWB 3550 mm</p> <p>901 490 41 21 <b>02.028</b> XLWB 4025 mm ME012321</p>	<p><b>Sprinter</b> 211CDi 2.2 CDi Diesel 04/00 - 05/06 (2148 cc), 80 KW</p>
<p>168 490 87 10 <b>N.A.</b></p> <p>906 490 22 01 <b>N.A.</b></p> <p>906 490 21 01 <b>N.A.</b> COMPACT</p> <p>911-965</p> <p>143-911 x2</p> <p><b>02.062</b> SWB 3250 mm</p> <p><b>02.063</b> LWB 3650 mm ME012322</p>	<p><b>CAT</b></p> <p><b>Sprinter</b> 211 CDi 2.2 CDi Diesel 06/06 - (2148 cc), 80 KW</p>
<p><b>N.A.</b></p> <p><b>N.A.</b> DPF</p> <p>906 490 10 01 <b>02.054</b> COMPACT</p> <p>911-965</p> <p>143-911 x2</p> <p><b>02.055</b></p> <p>913-975</p> <p>143-911</p> <p>906 490 00 21 <b>02.062</b> SWB 3250 mm</p> <p>906 490 01 21 <b>02.063</b> LWB 3650 mm ME012323</p>	<p><b>DPF</b></p> <p><b>Sprinter</b> 211 CDi 2.2 CDi Diesel 06/06 - (2148 cc), 80 KW</p>
<p>901 490 11 19 <b>02.023</b></p> <p>901 490 13 19 <b>02.049</b></p> <p>911-965</p> <p>143-911 x2</p> <p>143-911</p> <p>901 490 08 21 <b>02.025</b> SWB 3000 mm</p> <p>901 490 09 21 <b>02.026</b> LWB 3550 mm ME012330</p>	<p><b>Sprinter</b> 212D 2.9 TD Diesel 02/95 - 04/00 (2874 cc), 90 KW</p>
<p>901 490 11 19 <b>02.023</b></p> <p>901 490 12 19 <b>N.A.</b></p> <p><b>02.043</b></p> <p>911-965</p> <p>143-911 x2</p> <p><b>02.050</b></p> <p>143-911 x2</p> <p>901 490 08 21 <b>02.025</b> SWB 3000 mm</p> <p>901 490 09 21 <b>02.026</b> LWB 3550 mm ME012331</p>	<p><b>CAT</b></p> <p><b>Sprinter</b> 212D 2.9 TD Diesel 02/95 - 04/00 (2874 cc), 90 KW</p>

**CAT**

**Sprinter**  
213CDi  
2.2 CDi  
Diesel  
04/00 - 05/06  
(2148 cc), 95 KW

901 490 32 19 **N.A.**      901 490 18 19 **N.A.**      **02.043** SHORT

901 490 39 21 **02.041** SWB 3000 mm

901 490 40 21 **02.042** LWB 3550 mm

901 490 41 21 **02.028** XLWB 4025 mm

911-965      143-911 x2      143-911

ME012340

**Sprinter**  
213CDi  
2.2 CDi  
Diesel  
04/00 - 05/06  
(2148 cc), 95 KW

901 490 33 19 **02.051**      **02.045** SHORT      901 490 39 21 **02.041** SWB 3000 mm

901 490 40 21 **02.042** LWB 3550 mm

901 490 41 21 **02.028** XLWB 4025 mm

911-965      143-911 x2      143-911

ME012341

**CAT**

**Sprinter**  
213 CDi  
2.2 CDi  
Diesel  
06/06 -  
(2148 cc), 95 KW

168 490 87 10 **N.A.**      906 490 21 01 **N.A.**      COMPACT

906 490 22 01 **N.A.**

906 490 00 21 **02.062** SWB 3250 mm

906 490 01 21 **02.063** LWB 3650 mm

913-975      143-911 x2      143-911

ME012342

**DPF**

**Sprinter**  
213 CDi  
2.2 CDi  
Diesel  
06/06 -  
(2148 cc), 95 KW

**N.A.**      **N.A.** DPF      **02.054** COMPACT

906 490 00 21 **02.062** SWB 3250 mm

906 490 01 21 **02.063** LWB 3650 mm

143-911 x2

ME012343

**DPF**

**Sprinter**  
213 CDi  
2.2 CDi  
Diesel  
03/09 -  
(2143 cc), 95 KW

**N.A.** DPF      **02.058** COMPACT

906 490 00 21 **02.062** SWB 3250 mm

906 490 01 21 **02.063** LWB 3650 mm

143-911 x2      143-911

ME012344

**DPF**

**Sprinter**  
213 CDi  
2.2 CDi  
Diesel  
01/13- 12/16  
(2143 cc), 95 KW

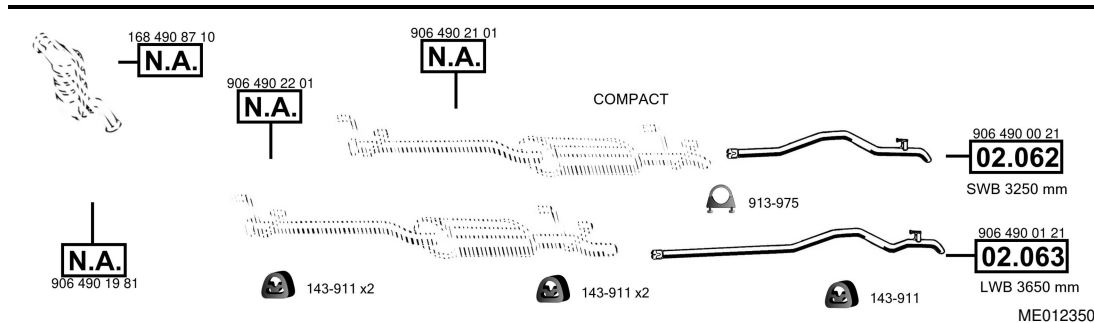
**N.A.**      **02.069**      **02.068**      COMPACT

906 490 00 21 **02.062** SWB 3250 mm

906 490 01 21 **02.063** LWB 3650 mm

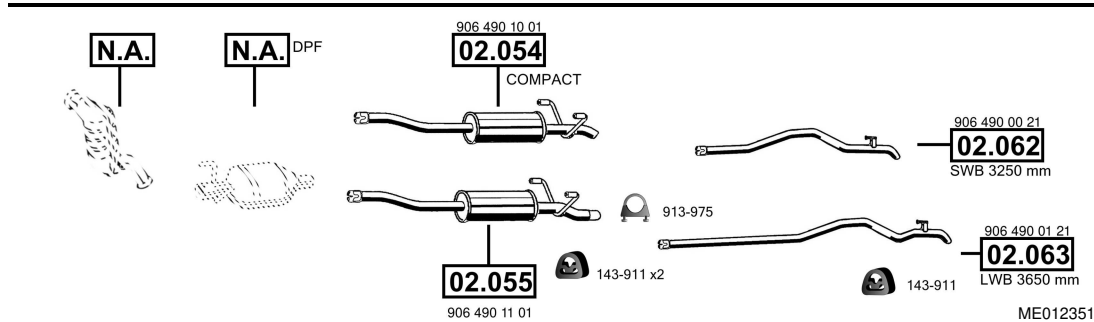
EURO 5B+      143-911 x2      143-911

ME012345



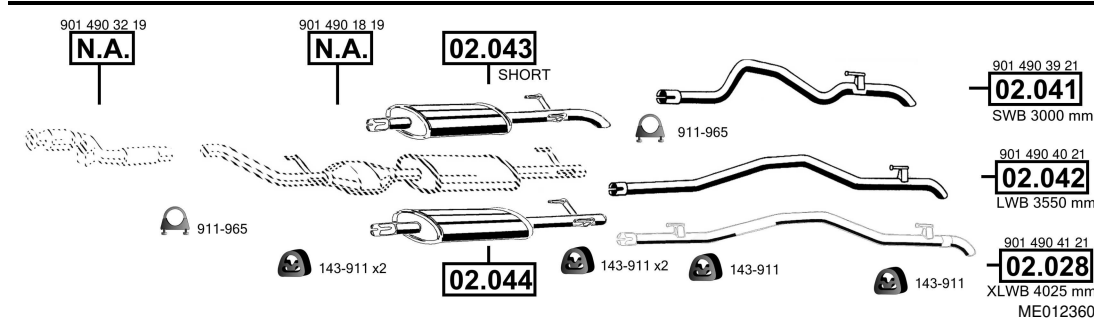
**CAT**

**Sprinter**  
215 CDI  
2.2 CDi  
Diesel  
06/06 -  
(2148 cc), 110 KW



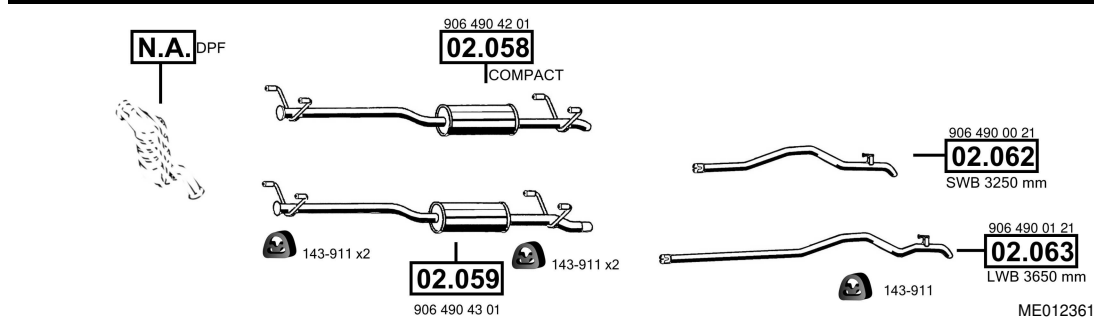
**DPF**

**Sprinter**  
215 CDI  
2.2 CDi  
Diesel  
06/06 -  
(2148 cc), 110 KW



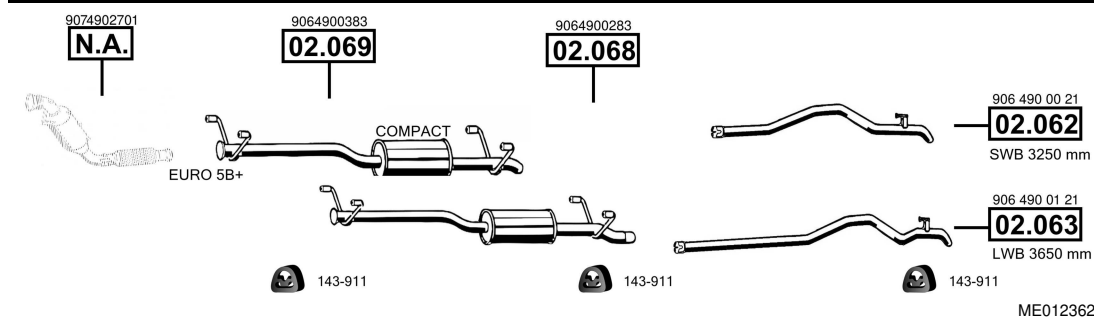
**CAT**

**Sprinter**  
216 CDI  
2.7 CDi  
Diesel  
04/00 - 05/06  
(2686 cc), 115 KW



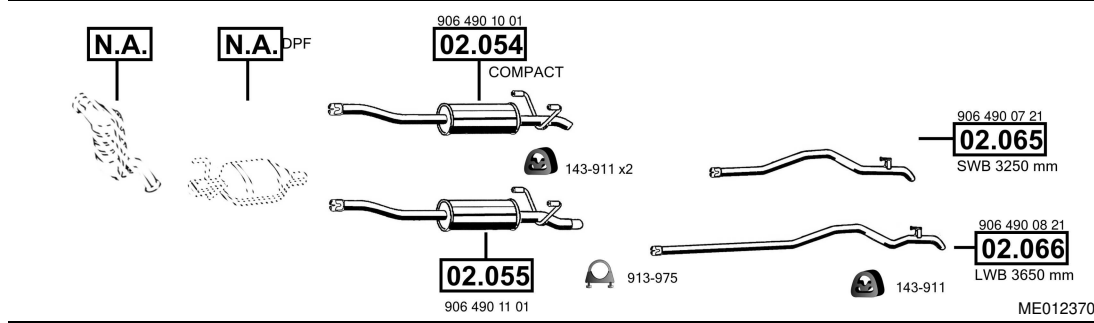
**DPF**

**Sprinter**  
216 CDI  
2.2 CDi  
Diesel  
03/09 -  
(2143 cc), 120 KW



**DPF**

**Sprinter**  
216 CDI  
2.2 CDi  
Diesel  
01/13- 12/16  
(2143 cc), 120 KW



**DPF**

**Sprinter**  
218 CDI  
3.0 CDi  
Diesel  
06/06 -  
(2987 cc), 135 KW

<p><b>Sprinter</b> 219 CDI 3.0 CDI Diesel 03/09 - (2987 cc), 140 KW</p>	<p>DPF</p> <p>906 490 42 01 <b>02.058</b> COMPACT</p> <p>906 490 07 21 <b>02.065</b> SWB 3250 mm</p> <p>906 490 08 21 <b>02.066</b> LWB 3650 mm</p> <p>143-911 x2</p> <p><b>02.059</b></p> <p>143-911 x2</p> <p>143-911</p> <p>ME012375</p>
<p><b>Sprinter</b> 219 CDI 3.0 CDI Diesel 01/13- 12/16 ( 2987 cc), 140 kW</p>	<p>DPF</p> <p>9074902701 <b>N.A.</b></p> <p>9064900383 <b>02.069</b></p> <p>9064900283 <b>02.068</b></p> <p>906 490 07 21 <b>02.065</b> SWB 3250 mm</p> <p>906 490 08 21 <b>02.066</b> LWB 3650 mm</p> <p>EURO 5B+</p> <p>143-911</p> <p>143-911</p> <p>143-911</p> <p>ME012376</p>
<p><b>Sprinter</b> 216CDi 2.7 CDI Diesel 04/00 - 05/06 (2686 cc), 115 KW</p>	<p>901 490 34 19 <b>N.A.</b></p> <p><b>02.045</b> SHORT</p> <p>901 490 39 21 <b>02.041</b> SWB 3000 mm</p> <p>901 490 40 21 <b>02.042</b> LWB 3550 mm</p> <p>901 490 41 21 <b>02.028</b> XLWB 4025 mm</p> <p>911-965</p> <p>143-911 x2</p> <p>143-911 x2</p> <p>911-965</p> <p><b>02.046</b></p> <p>911-965</p> <p>143-911</p> <p>143-911</p> <p>ME012380</p>
<p><b>Sprinter</b> 308D 2.3 D Diesel 02/95 - 04/00 (2299 cc), 58 KW</p>	<p>901 490 19 01 <b>02.048</b></p> <p>901 490 01 21 <b>02.021</b> SWB 3000 mm</p> <p>901 490 02 21 <b>02.022</b> LWB 3550 mm</p> <p>9014900321 <b>N.A.</b> XLWB 4025 mm</p> <p>143-911</p> <p>911-954</p> <p>143-911</p> <p>143-911 x2</p> <p>143-911</p> <p>143-911</p> <p>ME012381</p>
<p><b>Sprinter</b> 308D 2.3 D Diesel 02/95 - 04/00 (2299 cc), 58 KW</p>	<p>CAT</p> <p>901 490 19 19 <b>N.A.</b></p> <p>901 490 19 19 <b>N.A.</b></p> <p>901 490 01 21 <b>02.021</b> SWB 3000 mm</p> <p>901 490 02 21 <b>02.022</b> LWB 3550 mm</p> <p>9014900321 <b>N.A.</b> XLWB 4025 mm</p> <p>911-954</p> <p>143-911</p> <p>143-911 x2</p> <p>143-911</p> <p>143-911</p> <p>ME012382</p>
<p><b>Sprinter</b> 308CDi 2.2 CDI Diesel 04/00 - (2148 cc), 60 KW</p>	<p>CAT</p> <p>901 490 25 19 <b>N.A.</b></p> <p>901 490 18 19 <b>N.A.</b></p> <p><b>02.043</b> SHORT</p> <p>901 490 39 21 <b>02.041</b> SWB 3000 mm</p> <p>901 490 40 21 <b>02.042</b> LWB 3550 mm</p> <p>901 490 41 21 <b>02.028</b> XLWB 4025 mm</p> <p>911-965</p> <p>143-911 x2</p> <p>143-911 x2</p> <p>143-911</p> <p>143-911</p> <p>ME012383</p>

901 490 33 19  
**02.051**

**02.045**  
SHORT

143-911 x2

911-965

143-911 x2

911-965

143-911

143-911

901 490 39 21  
**02.041**  
SWB 3000 mm

901 490 40 21  
**02.042**  
LWB 3550 mm

901 490 41 21  
**02.028**  
XLWB 4025 mm  
ME012384

**Sprinter**  
308CDi  
2.2 CDi  
Diesel  
04/00 - 05/06  
(2148cc), 60 KW

168 490 87 10  
**N.A.**

906 490 21 01  
**N.A.**  
COMPACT

906 490 22 01  
**N.A.**

906 490 19 81  
**N.A.**

143-911 x2

143-911

913-975

143-911

906 490 00 21  
**02.062**  
SWB 3250 mm

906 490 01 21  
**02.063**  
LWB 3650 mm

906 490 02 21  
**02.064**  
XLWB 4325 mm  
ME012390

**Sprinter**  
309 CDi  
2.2 CDi  
Diesel  
06/06 -  
(2148 cc), 65 KW

**CAT**

**N.A.**

**N.A.** DPF

906 490 10 01  
**02.054**  
COMPACT

906 490 11 01  
**02.055**

143-911 x2

913-975

143-911

906 490 00 21  
**02.062**  
SWB 3250 mm

906 490 01 21  
**02.063**  
LWB 3650 mm

906 490 02 21  
**02.064**  
XLWB 4325 mm  
ME012391

**Sprinter**  
309 CDi  
2.2 CDi  
Diesel  
06/06 -  
(2148 cc), 65 KW

**DPF**

**N.A.** DPF

906 490 42 01  
**02.058**  
COMPACT

906 490 43 01  
**02.059**

143-911 x2

143-911 x2

143-911

906 490 00 21  
**02.062**  
SWB 3250 mm

906 490 01 21  
**02.063**  
LWB 3650 mm

906 490 02 21  
**02.064**  
XLWB 4325 mm  
ME012400

**Sprinter**  
310 CDi  
2.2 CDi  
Diesel  
03/09 -  
(2143 cc), 70 KW

**DPF**

9074902701  
**N.A.**

9064900383  
**02.069**

9064900283  
**02.068**

EURO 5B+

COMPACT

143-911 x2

143-911 x2

143-911

906 490 00 21  
**02.062**  
SWB 3250 mm

906 490 01 21  
**02.063**  
LWB 3650 mm

906 490 02 21  
**02.064**  
XLWB 4325 mm  
ME012401

**Sprinter**  
310 CDi  
2.2 CDi  
Diesel  
01/13- 12/16  
( 2143 cc), 70 KW

**DPF**

901 490 11 19  
**02.023**

901 490 12 19  
**N.A.**

**02.043**

143-911 x2

911-965

143-911

911-965

143-911

143-911 x2

901 490 08 21  
**02.025**  
SWB 3000 mm

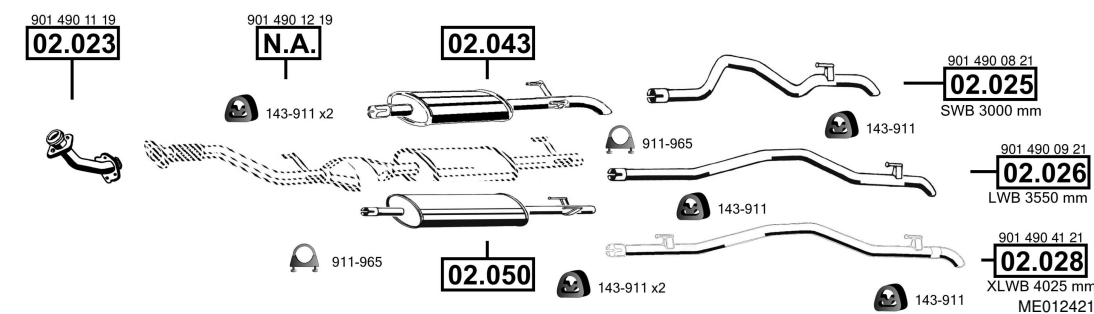
901 490 09 21  
**02.026**  
LWB 3550 mm

901 490 41 21  
**02.028**  
XLWB 4025 mm  
ME012402

**Sprinter**  
310D  
2.9 TD  
Diesel  
02/95 - 04/00  
(2874 cc), 75 KW

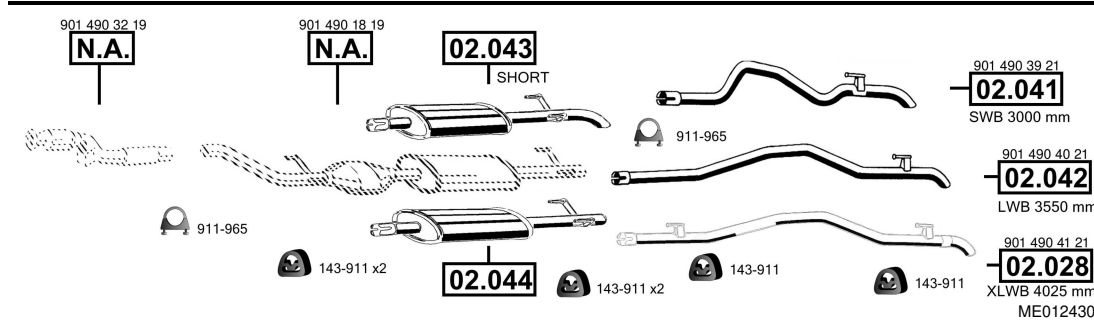
**CAT**

<p><b>Sprinter</b> 310D 2.9 TD Diesel 02/95 - 04/00 (2874 cc), 75 KW</p>	<p>901 490 11 19 <b>02.023</b></p> <p>901 490 13 19 <b>02.049</b></p> <p>901 490 08 21 <b>02.025</b> SWB 3000 mm</p> <p>911-965 143-911</p> <p>901 490 09 21 <b>02.026</b> LWB 3550 mm</p> <p>901 490 41 21 <b>02.028</b> XLWB 4025 mm</p> <p>ME012403</p>
<p><b>CAT</b></p> <p><b>Sprinter</b> 311CDi 2.2 CDi Diesel 04/00 - 05/06 (2148 cc), 80 KW</p>	<p>901 490 32 19 <b>N.A.</b></p> <p>901 490 18 19 <b>N.A.</b></p> <p>901 490 21 01 <b>02.043</b> SHORT</p> <p>901 490 39 21 <b>02.041</b> SWB 3000 mm</p> <p>911-965 143-911 x2</p> <p>901 490 40 21 <b>02.042</b> LWB 3550 mm</p> <p>901 490 41 21 <b>02.028</b> XLWB 4025 mm</p> <p>ME012410</p>
<p><b>Sprinter</b> 311CDi 2.2 CDi Diesel 04/00 - 05/06 (2148 cc), 80 KW</p>	<p>901 490 33 19 <b>02.051</b></p> <p>901 490 21 01 <b>02.045</b> SHORT</p> <p>901 490 39 21 <b>02.041</b> SWB 3000 mm</p> <p>911-965 143-911 x2</p> <p>901 490 40 21 <b>02.042</b> LWB 3550 mm</p> <p>901 490 41 21 <b>02.028</b> XLWB 4025 mm</p> <p>ME012411</p>
<p><b>CAT</b></p> <p><b>Sprinter</b> 311 CDi 2.2 CDi Diesel 06/06 - (2148 cc), 80 KW</p>	<p>168 490 87 10 <b>N.A.</b></p> <p>906 490 22 01 <b>N.A.</b></p> <p>906 490 21 01 <b>N.A.</b> COMPACT</p> <p>906 490 00 21 <b>02.062</b> SWB 3250 mm</p> <p>906 490 01 21 <b>02.063</b> LWB 3650 mm</p> <p>906 490 02 21 <b>02.064</b> XLWB 4325 mm</p> <p>ME012412</p>
<p><b>DPF</b></p> <p><b>Sprinter</b> 311 CDi 2.2 CDi Diesel 06/06 - (2148 cc), 80 KW</p>	<p><b>N.A.</b></p> <p><b>N.A.</b> DPF</p> <p>906 490 10 01 <b>02.054</b> COMPACT</p> <p>906 490 00 21 <b>02.062</b> SWB 3250 mm</p> <p>906 490 01 21 <b>02.063</b> LWB 3650 mm</p> <p>906 490 02 21 <b>02.064</b> XLWB 4325 mm</p> <p>ME012413</p>
<p><b>Sprinter</b> 312D 2.9 TD Diesel 02/95 - 04/00 (2874 cc), 90 KW</p>	<p>901 490 11 19 <b>02.023</b></p> <p>901 490 13 19 <b>02.049</b></p> <p>901 490 08 21 <b>02.025</b> SWB 3000 mm</p> <p>911-965 143-911</p> <p>901 490 09 21 <b>02.026</b> LWB 3550 mm</p> <p>901 490 41 21 <b>02.028</b> XLWB 4025 mm</p> <p>ME012420</p>



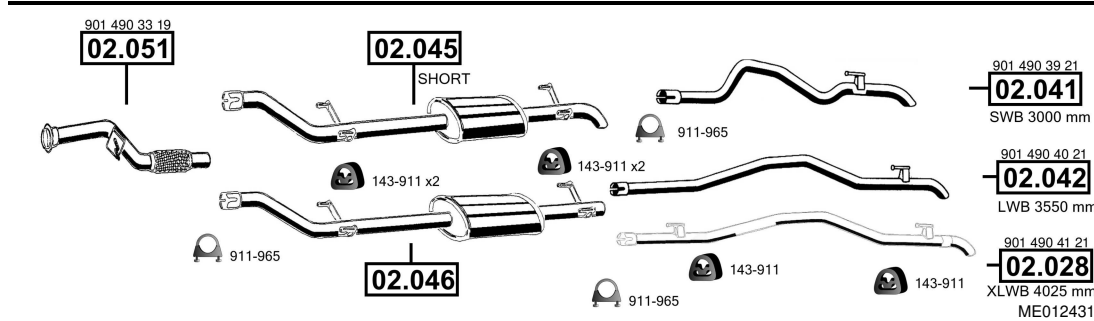
**CAT**

**Sprinter**  
312D  
2.9 TD  
Diesel  
02/95 - 04/00  
(2874 cc), 90 KW

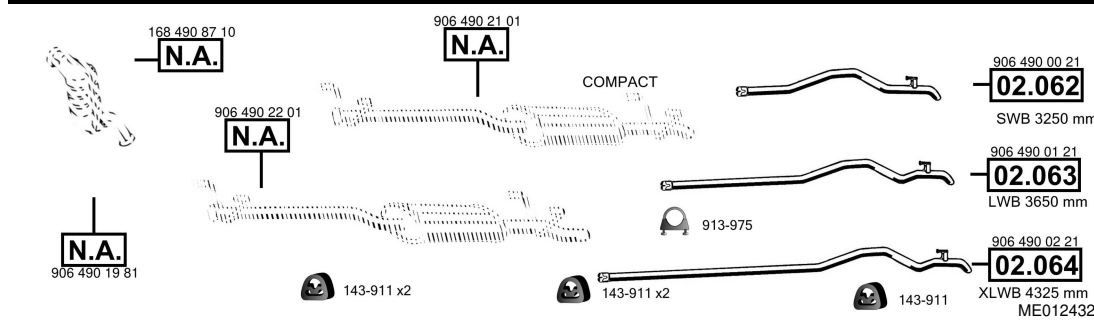


**CAT**

**Sprinter**  
313 CDi  
2.2 CDi  
Diesel  
04/00 - 05/06  
(2148 cc), 95 KW

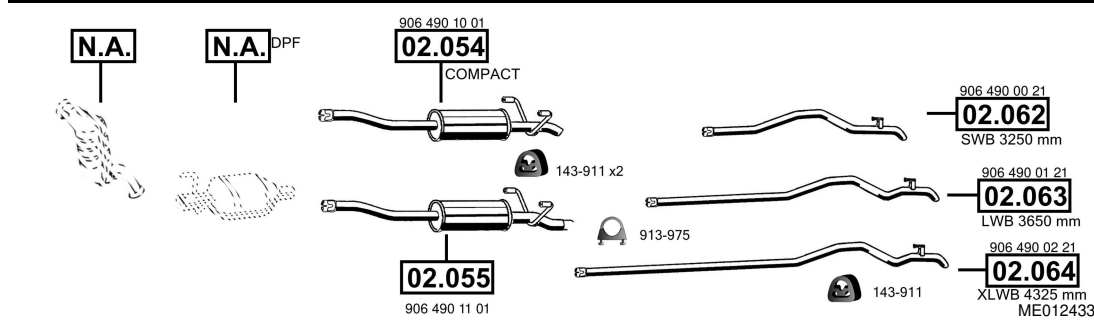


**Sprinter**  
313 CDi  
2.2 CDi  
Diesel  
04/00 - 05/06  
(2148 cc), 95 KW



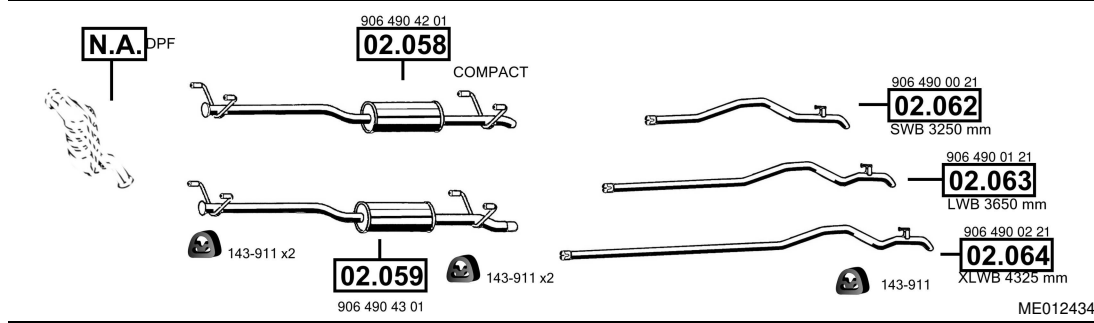
**CAT**

**Sprinter**  
313 CDi  
2.2 CDi  
Diesel  
06/06 -  
(2148 cc), 95 KW



**DPF**

**Sprinter**  
313 CDi  
2.2 CDi  
Diesel  
06/06 -  
(2148 cc), 95 KW



**DPF**

**Sprinter**  
313 CDi  
2.2 CDi  
Diesel  
03/09 -  
(2143 cc), 95 KW

<p><b>DPF</b></p> <p><b>Sprinter</b> 313 CDI 2.2 CDI Diesel 01/13- 12/16 (2143 cc), 95 KW</p>	<p>9074902701 <b>N.A.</b></p> <p>9064900383 <b>02.069</b></p> <p>9064900283 <b>02.068</b></p> <p>906 490 00 21 <b>02.062</b> SWB 3250 mm</p> <p>906 490 01 21 <b>02.063</b> LWB 3650 mm</p> <p>906 490 02 21 <b>02.064</b> XLWB 4325 mm</p> <p>COMPACT EURO 5B+</p> <p>143-911</p> <p>ME012436</p>
<p><b>CAT</b></p> <p><b>Sprinter</b> 315 CDI 2.2 CDI Diesel 06/06 - (2148 cc), 110 KW</p>	<p>168 490 87 10 <b>N.A.</b></p> <p>906 490 22 01 <b>N.A.</b></p> <p>906 490 21 01 <b>N.A.</b></p> <p>906 490 00 21 <b>02.062</b> SWB 3250 mm</p> <p>906 490 01 21 <b>02.063</b> LWB 3650 mm</p> <p>906 490 02 21 <b>02.064</b> XLWB 4325 mm</p> <p>COMPACT</p> <p>913-975</p> <p>143-911 x2</p> <p>143-911 x2</p> <p>143-911</p> <p>ME012440</p>
<p><b>DPF</b></p> <p><b>Sprinter</b> 315 CDI 2.2 CDI Diesel 06/06 - (2148 cc), 110 KW</p>	<p><b>N.A.</b></p> <p><b>N.A.</b> DPF</p> <p>906 490 10 01 <b>02.054</b> COMPACT</p> <p>906 490 00 21 <b>02.062</b> SWB 3250 mm</p> <p>906 490 01 21 <b>02.063</b> LWB 3650 mm</p> <p>906 490 02 21 <b>02.064</b> XLWB 4325 mm</p> <p>143-911 x2</p> <p>913-975</p> <p>143-911</p> <p>906 490 11 01 <b>02.055</b></p> <p>ME012441</p>
<p><b>DPF</b></p> <p><b>Sprinter</b> 316 CDI 2.2 CDI Diesel 03/09 - (2143 cc), 120 KW</p>	<p><b>N.A.</b> DPF</p> <p>906 490 42 01 <b>02.058</b> COMPACT</p> <p>906 490 00 21 <b>02.062</b> SWB 3250 mm</p> <p>906 490 01 21 <b>02.063</b> LWB 3650 mm</p> <p>906 490 02 21 <b>02.064</b> XLWB 4325 mm</p> <p>143-911 x2</p> <p>143-911 x2</p> <p>143-911</p> <p>906 490 43 01 <b>02.059</b></p> <p>ME012450</p>
<p><b>CAT</b></p> <p><b>Sprinter</b> 316 CDI 2.7 CDI Diesel 04/00 - 05/06 (2686 cc), 115 KW</p>	<p>901 490 32 19 <b>N.A.</b></p> <p>901 490 18 19 <b>N.A.</b></p> <p>901 490 39 21 <b>02.043</b> SHORT</p> <p>901 490 39 21 <b>02.041</b> SWB 3000 mm</p> <p>901 490 40 21 <b>02.042</b> LWB 3550 mm</p> <p>901 490 41 21 <b>02.028</b> XLWB 4025 mm</p> <p>911-965</p> <p>143-911 x2</p> <p>143-911 x2</p> <p>143-911</p> <p>143-911</p> <p>911-965</p> <p>ME012452</p>
<p><b>Sprinter</b> 316 CDI 2.7 CDI Diesel 04/00 - 05/06 (2686 cc), 115 KW</p>	<p>901 490 34 19 <b>N.A.</b></p> <p>901 490 39 21 <b>02.045</b> SHORT</p> <p>901 490 39 21 <b>02.041</b> SWB 3000 mm</p> <p>901 490 40 21 <b>02.042</b> LWB 3550 mm</p> <p>901 490 41 21 <b>02.028</b> XLWB 4025 mm</p> <p>911-965</p> <p>143-911 x2</p> <p>143-911 x2</p> <p>143-911</p> <p>143-911</p> <p>911-965</p> <p>ME012453</p>

9074902701 **N.A.**

9064900383 **02.069**

9064900283 **02.068**

EURO 5B+

COMPACT

143-911 x2

143-911 x2

143-911

906 490 00 21 **02.062**  
SWB 3250 mm

906 490 01 21 **02.063**  
LWB 3650 mm

906 490 02 21 **02.064**  
XLWB 4325 mm

ME012454

**DPF**

**Sprinter**  
316 CDI  
2.2 CDi  
Diesel  
01/13- 12/16  
( 2143 cc), 120 kW

**N.A.**

**N.A.** DPF

906 490 10 01 **02.054**  
COMPACT

143-911 x2

913-975

143-911

906 490 07 21 **02.065**  
SWB 3250 mm

906 490 08 21 **02.066**  
LWB 3650 mm

906 490 14 21 **02.067**  
XLWB 4325 mm

ME012460

**DPF**

**Sprinter**  
318 CDI  
3.0 CDi  
Diesel  
06/06 -  
(2987 cc), 135 KW

**N.A.** DPF

906 490 42 01 **02.058**  
COMPACT

143-911 x2

143-911 x2

906 490 43 01 **02.059**

906 490 07 21 **02.065**  
SWB 3250 mm

906 490 08 21 **02.066**  
LWB 3650 mm

906 490 14 21 **02.067**  
XLWB 4325 mm

ME012465

**DPF**

**Sprinter**  
319 CDI  
3.0 CDi  
Diesel  
03/09 -  
(2987 cc), 140 KW

901 490 19 01 **02.048**

143-911

911-954

143-911

143-911

904 490 06 21 **N.A.**  
LWB 3550 mm

904 490 07 21 **N.A.**  
XLWB 4025 mm

ME012470

**Sprinter**  
408D  
2.3 D  
Diesel  
02/95 - 04/00  
(2299 cc), 58 KW

901 490 32 19 **N.A.**

901 490 18 19 **N.A.**

**02.043**  
SHORT

911-965

143-911

143-911 x2

143-911 x2

143-911

143-911

904 490 09 21 **N.A.**  
LWB 3550 mm

904 490 27 21 **02.032**  
XLWB 4025 mm

ME012472

**CAT**

**Sprinter**  
408 CDI  
2.2 CDi  
Diesel  
04/00 - 05/06  
(2148 cc), 60 KW

901 490 33 19 **02.051**

**02.045**  
SHORT

143-911 x2

143-911 x2

143-911

911-965

**02.046**

911-965

143-911

143-911

904 490 09 21 **N.A.**  
LWB 3550 mm

904 490 27 21 **02.032**  
XLWB 4025 mm

ME012473

**Sprinter**  
408 CDI  
2.2 CDi  
Diesel  
04/00 - 05/06  
(2148 cc), 60 KW

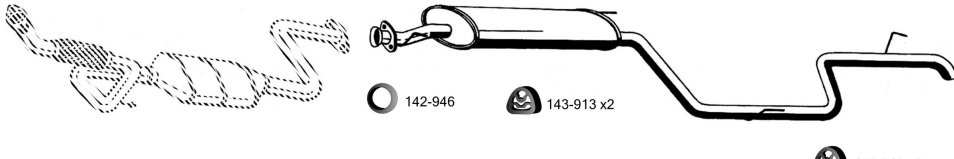
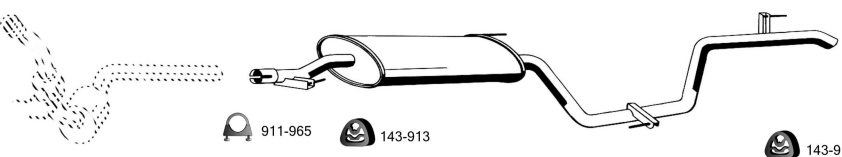
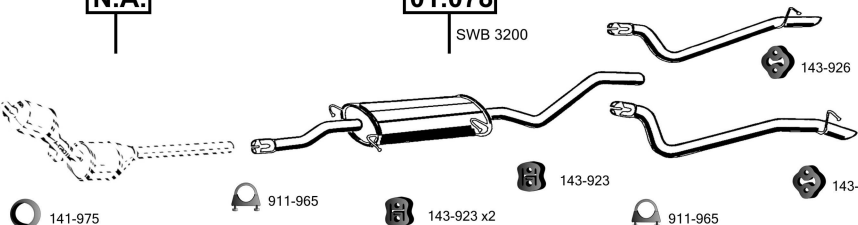
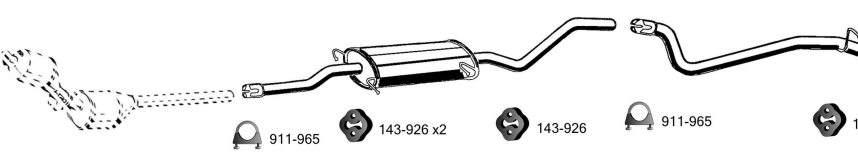
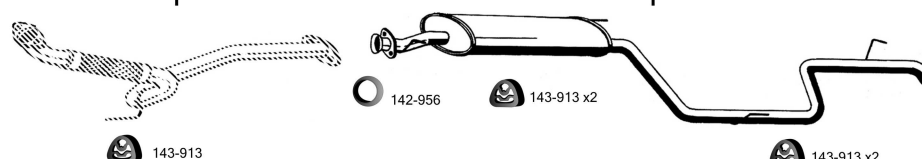
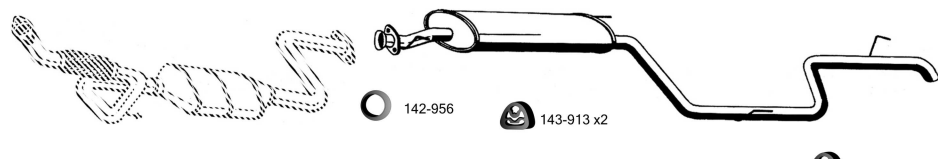
<p><b>Sprinter</b> 410D 2.9 TD Diesel 02/96 - 04/00 (2874 cc), 75 KW</p>	<p>901 490 11 19 <b>02.023</b></p> <p>901 490 13 19 <b>02.049</b></p> <p>904 490 09 21 <b>N.A.</b> LWB 3550 mm</p> <p>911-965</p> <p>143-911</p> <p>143-911 x2</p> <p>143-911 x2</p> <p>143-911</p> <p>143-911</p> <p>904 490 27 21 <b>02.032</b> XLWB 4025 mm</p> <p>ME012480</p>
<p><b>Sprinter</b> 410D 2.9 TD Diesel 02/96 - 04/00 (2874 cc), 75 KW</p>	<p><b>CAT</b></p> <p>901 490 11 19 <b>02.023</b></p> <p>901 490 12 19 <b>N.A.</b></p> <p><b>02.043</b></p> <p>904 490 09 21 <b>N.A.</b> LWB 3550 mm</p> <p>143-911 x2</p> <p>911-965</p> <p>143-911</p> <p>911-965</p> <p><b>02.050</b></p> <p>143-911 x2</p> <p>143-911</p> <p>143-911</p> <p>904 490 27 21 <b>02.032</b> XLWB 4025 mm</p> <p>ME012481</p>
<p><b>Sprinter</b> 411 CDI 2.2 CDi Diesel 04/00 - 05/06 (2148 cc), 80 KW</p>	<p><b>CAT</b></p> <p>901 490 32 19 <b>N.A.</b></p> <p>901 490 18 19 <b>N.A.</b></p> <p><b>02.043</b> SHORT</p> <p>904 490 09 21 <b>N.A.</b> LWB 3550 mm</p> <p>911-965</p> <p>143-911</p> <p>911-965</p> <p><b>02.044</b></p> <p>143-911 x2</p> <p>143-911 x2</p> <p>143-911</p> <p>143-911</p> <p>904 490 27 21 <b>02.032</b> XLWB 4025 mm</p> <p>ME012490</p>
<p><b>Sprinter</b> 411 CDI 2.2 CDi Diesel 04/00 - 05/06 (2148 cc), 80 KW</p>	<p>901 490 33 19 <b>02.051</b></p> <p><b>02.045</b> SHORT</p> <p>904 490 09 21 <b>N.A.</b> LWB 3550 mm</p> <p>143-911 x2</p> <p>143-911 x2</p> <p>143-911</p> <p>911-965</p> <p><b>02.046</b></p> <p>911-965</p> <p>143-911</p> <p>143-911</p> <p>904 490 27 21 <b>02.032</b> XLWB 4025 mm</p> <p>ME012491</p>
<p><b>Sprinter</b> 412D 2.9 TD Diesel 02/95 - 04/00 (2874 cc), 90 KW</p>	<p>901 490 11 19 <b>02.023</b></p> <p>901 490 13 19 <b>02.049</b></p> <p>904 490 09 21 <b>N.A.</b> LWB 3550 mm</p> <p>911-965</p> <p>143-911</p> <p>143-911 x2</p> <p>143-911 x2</p> <p>143-911</p> <p>143-911</p> <p>904 490 27 21 <b>02.032</b> XLWB 4025 mm</p> <p>ME012500</p>
<p><b>Sprinter</b> 412D 2.9 TD Diesel 02/95 - 04/00 (2874 cc), 90 KW</p>	<p><b>CAT</b></p> <p>901 490 11 19 <b>02.023</b></p> <p>901 490 12 19 <b>N.A.</b></p> <p><b>02.043</b></p> <p>904 490 09 21 <b>N.A.</b> LWB 3550 mm</p> <p>143-911 x2</p> <p>911-965</p> <p>143-911</p> <p>911-965</p> <p><b>02.050</b></p> <p>143-911 x2</p> <p>143-911</p> <p>143-911</p> <p>904 490 27 21 <b>02.032</b> XLWB 4025 mm</p> <p>ME012501</p>

<p>901 490 32 19 <b>N.A.</b></p> <p>901 490 18 19 <b>N.A.</b></p> <p><b>02.043</b> SHORT</p> <p>904 490 09 21 <b>N.A.</b> LWB 3550 mm</p> <p>904 490 27 21 <b>02.032</b> XLWB 4025 mm</p> <p>911-965, 143-911 x2, 143-911</p> <p>ME012510</p>	<p><b>CAT</b></p> <p><b>Sprinter</b> 413 CDi 2.2 CDi Diesel 04/00 - 05/06 (2148 cc), 95 KW</p>
<p>901 490 33 19 <b>02.051</b></p> <p><b>02.045</b> SHORT</p> <p>904 490 09 21 <b>N.A.</b> LWB 3550 mm</p> <p>904 490 27 21 <b>02.032</b> XLWB 4025 mm</p> <p>911-965, 143-911 x2, 143-911</p> <p>ME012511</p>	<p><b>Sprinter</b> 413 CDi 2.2 CDi Diesel 04/00 - 05/06 (2148 cc), 95 KW</p>
<p><b>N.A.</b></p> <p><b>N.A.</b></p> <p>906 490 10 01 <b>02.054</b></p> <p>906 490 11 01 <b>02.055</b></p> <p>143-911, 913-975</p> <p><b>N.A.</b></p> <p>ME012515</p>	<p><b>DPF</b></p> <p><b>Sprinter</b> 415 CDi 2.2 CDi 06/06- (2148 cc), 110 KW</p>
<p>901 490 32 19 <b>N.A.</b></p> <p>901 490 18 19 <b>N.A.</b></p> <p><b>02.043</b> SHORT</p> <p>904 490 09 21 <b>N.A.</b> LWB 3550 mm</p> <p>904 490 27 21 <b>02.032</b> XLWB 4025 mm</p> <p>911-965, 143-911 x2, 143-911</p> <p>ME012520</p>	<p><b>CAT</b></p> <p><b>Sprinter</b> 416 CDi 2.7 CDi Diesel 04/00 - 05/06 (2686 cc), 115 KW</p>
<p>901 490 34 19 <b>N.A.</b></p> <p><b>02.045</b> SHORT</p> <p>904 490 09 21 <b>N.A.</b> LWB 3550 mm</p> <p>904 490 27 21 <b>02.032</b> XLWB 4025 mm</p> <p>911-965, 143-911 x2, 143-911</p> <p>ME012521</p>	<p><b>Sprinter</b> 416 CDi 2.7 CDi Diesel 04/00 - 05/06 (2686 cc), 115 KW</p>
<p><b>N.A.</b></p> <p><b>N.A.</b></p> <p>906 490 10 01 <b>02.054</b></p> <p>906 490 11 01 <b>02.055</b></p> <p>143-911, 913-975</p> <p><b>N.A.</b></p> <p>ME012525</p>	<p><b>DPF</b></p> <p><b>Sprinter</b> 418 CDi 3.0 CDi 06/06- (2987 cc), 135 KW</p>


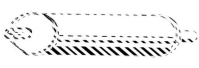
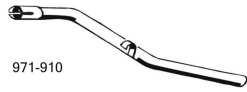
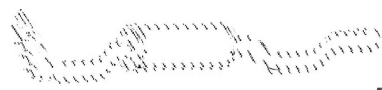













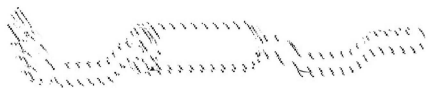


<p><b>Sprinter</b> 509 CDI 2.2 CDI Diesel 06/06 - (2148 cc), 65 KW</p>	<p>DPF</p> <p>ME012531</p>
<p><b>Sprinter</b> 510 CDI 2.2 CDI Diesel 03/09 - (2143 cc), 70 KW</p>	<p>DPF</p> <p>ME012535</p>
<p><b>Sprinter</b> 510 CDI 2.2 CDI Diesel 01/13- 12/16 ( 2143 cc), 70 kW</p>	<p>DPF</p> <p>ME012536</p>
<p><b>Sprinter</b> 511 CDI 2.2 CDI Diesel 06/06 - (2148 cc), 80 KW</p>	<p>DPF</p> <p>ME012541</p>
<p><b>Sprinter</b> 513 CDI 2.2 CDI Diesel 06/06 - (2148 cc), 95 KW</p>	<p>DPF</p> <p>ME012551</p>
<p><b>Sprinter</b> 513 CDI 2.2 CDI Diesel 03/09 - (2143 cc), 95 KW</p>	<p>DPF</p> <p>ME012552</p>

<p>9074902701 <b>N.A.</b></p> <p>9064900383 <b>02.069</b></p> <p>9064900283 <b>02.068</b></p> <p>EURO 5B+</p> <p>COMPACT</p> <p>143-911 x2</p> <p>143-911 x2</p> <p>ME012553</p>	<p><b>DPF</b></p> <p><b>Sprinter</b> 513 CDi 2.2 CDi Diesel 01/13- 12/16 ( 2143 cc), 95 kW</p>
<p><b>N.A.</b></p> <p><b>N.A.</b> DPF</p> <p>906 490 10 01 <b>02.054</b> COMPACT</p> <p>143-911 x2</p> <p><b>02.055</b> 906 490 11 01</p> <p>913-975</p> <p><b>N.A.</b></p> <p><b>N.A.</b></p> <p>ME012561</p>	<p><b>DPF</b></p> <p><b>Sprinter</b> 515 CDi 2.2 CDi Diesel 06/06 - (2148 cc), 110 KW</p>
<p><b>N.A.</b> DPF</p> <p><b>02.058</b> 906 490 42 01</p> <p>143-911 x2</p> <p><b>02.059</b> 906 490 43 01</p> <p>143-911 x2</p> <p><b>N.A.</b></p> <p><b>N.A.</b></p> <p>ME012565</p>	<p><b>DPF</b></p> <p><b>Sprinter</b> 516 CDi 2.2 CDi Diesel 03/09 - (2143 cc), 120 KW</p>
<p>9074902701 <b>N.A.</b></p> <p>9064900383 <b>02.069</b></p> <p>9064900283 <b>02.068</b></p> <p>EURO 5B+</p> <p>COMPACT</p> <p>143-911 x2</p> <p>143-911 x2</p> <p>ME012566</p>	<p><b>DPF</b></p> <p><b>Sprinter</b> 516 CDi 2.2 CDi Diesel 01/13- 12/16 ( 2143 cc), 120 kW</p>
<p><b>N.A.</b></p> <p><b>N.A.</b> DPF</p> <p>906 490 10 01 <b>02.054</b> COMPACT</p> <p>143-911 x2</p> <p><b>02.055</b> 906 490 11 01</p> <p>913-975</p> <p><b>N.A.</b></p> <p><b>N.A.</b></p> <p>ME012570</p>	<p><b>DPF</b></p> <p><b>Sprinter</b> 518 CDi 3.0 CDi Diesel 06/06 - (2987 cc), 135 KW</p>
<p><b>N.A.</b> DPF</p> <p><b>02.058</b> 906 490 42 01</p> <p>143-911 x2</p> <p><b>02.059</b> 906 490 43 01</p> <p>143-911 x2</p> <p><b>N.A.</b></p> <p><b>N.A.</b></p> <p>ME012575</p>	<p><b>DPF</b></p> <p><b>Sprinter</b> 519 CDi 3.0 CDi Diesel 03/09 - (2987 cc), 140 KW</p>

<p><b>Viano</b> W639 SWB 2.0 CDi Diesel 09/03 - (2148 cc), 80 KW (2148 cc), 85 KW</p>	<p>CAT</p> <p>N.A.</p> <p>639 490 26 81 <b>01.078</b> SWB 3200</p> <p>639 490 33 81 <b>01.079</b> Short</p> <p>639 490 34 81 <b>01.080</b> Long</p> <p>141-975 911-965 143-923 x2 911-965 143-923 143-926</p> <p>ME012580</p>
<p><b>Viano</b> W639 LWB 2.0 CDi Diesel 09/03 - (2148 cc), 80 KW (2148 cc), 85 KW</p>	<p>CAT</p> <p>N.A.</p> <p>639 490 27 81 <b>01.081</b> LWB 3430</p> <p>639 490 34 81 <b>01.080</b> Long</p> <p>911-965 143-926 x2 143-926 911-965 143-926</p> <p>ME012582</p>
<p><b>Viano</b> W639 SWB 2.2 CDi Diesel 09/03 - (2148 cc), 110 KW</p>	<p>CAT</p> <p>N.A.</p> <p>639 490 26 81 <b>01.078</b> SWB 3200</p> <p>639 490 33 81 <b>01.079</b> Short</p> <p>639 490 34 81 <b>01.080</b> Long</p> <p>141-975 911-965 143-923 x2 911-965 143-923 143-926</p> <p>ME012584</p>
<p><b>Viano</b> W639 LWB 2.2 CDi Diesel 09/03 - (2148 cc), 110 KW</p>	<p>CAT</p> <p>N.A.</p> <p>639 490 27 81 <b>01.081</b> LWB 3430</p> <p>639 490 34 81 <b>01.080</b> Long</p> <p>911-965 143-926 x2 143-926 911-965 143-926</p> <p>ME012587</p>
<p><b>Vito</b> W638 2.3 D Diesel 03/96 - 04/00 (2299 cc), 58 KW</p>	<p>638 490 31 19 <b>N.A.</b></p> <p>638 490 10 15 <b>02.036</b></p> <p>142-946 143-913 x2 143-913 x2</p> <p>ME012595</p>
<p><b>Vito</b> W638 2.3 D Diesel 03/96 - 04/00 (2299 cc), 58 KW</p>	<p>638 490 31 19 <b>N.A.</b></p> <p>638 490 10 15 <b>02.036</b></p> <p>142-946 143-913 x2 143-913 x2</p> <p>ME012600</p>

















<p>638 490 18 19 <b>N.A.</b></p>  <p>142-946 143-913 x2 143-913 x2</p> <p>638 490 10 15 <b>02.036</b></p> <p>ME012605</p>	<p><b>CAT</b></p> <p><b>Vito W638 2.3 D</b> Diesel 03/96 - 04/00 (2299 cc), 58 KW</p>
<p>638 490 42 19 <b>N.A.</b></p>  <p>911-965 143-913 143-913 x2 143-913 x2</p> <p>638 490 13 15 <b>02.037</b></p> <p>ME012610</p>	<p><b>CAT</b></p> <p><b>Vito W638 2.2 CDi</b> Diesel 03/99 - 09/03 (2148 cc), 60 KW</p>
<p><b>N.A.</b></p> <p>639 490 26 81 <b>01.078</b> SWB 3200</p>  <p>141-975 911-965 143-923 x2 143-923 911-965 143-926</p> <p>639 490 33 81 <b>01.079</b> Short</p> <p>639 490 34 81 <b>01.080</b> Long</p> <p>ME012612</p>	<p><b>CAT</b></p> <p><b>Vito W639 SWB 2.2 CDi</b> Diesel 09/03 - (2148 cc), 65 KW (2148 cc), 70 KW</p>
<p><b>N.A.</b></p> <p>639 490 27 81 <b>01.081</b> LWB 3430</p>  <p>911-965 143-926 x2 143-926 911-965 143-926</p> <p>639 490 34 81 <b>01.080</b> Long</p> <p>ME012613</p>	<p><b>CAT</b></p> <p><b>Vito W639 LWB 2.2 CDi</b> Diesel 09/03 - (2148 cc), 70 KW (2148 cc), 65 KW</p>
<p>638 490 32 19 <b>N.A.</b></p>  <p>143-913 142-956 143-913 x2 143-913 x2</p> <p>638 490 09 15 <b>02.035</b></p> <p>ME012615</p>	<p><b>CAT</b></p> <p><b>Vito W638 2.3 TD</b> Diesel 03/96 - 04/00 (2299 cc), 72 KW</p>
<p>638 490 19 19 <b>N.A.</b></p>  <p>142-956 143-913 x2 143-913 x2</p> <p>638 490 09 15 <b>02.035</b></p> <p>ME012625</p>	<p><b>CAT</b></p> <p><b>Vito W638 2.3 TD</b> Diesel 03/96 - 04/00 (2299 cc), 72 KW</p>

<p><b>CAT</b></p> <p><b>Vito</b> <b>W638</b> <b>2.2</b> CDi Diesel 03/99 - 09/03 (2148 cc), 75 KW</p>	<p>638 490 42 19 <b>N.A.</b></p> <p>638 490 13 15 <b>02.037</b></p> <p>911-965 143-913 143-913 x2</p> <p>ME012640</p>
<p><b>CAT</b></p> <p><b>Vito</b> <b>W639 SWB</b> <b>2.2</b> CDi Diesel 09/03 - (2148 cc), 80 KW (2148 cc), 85 KW</p>	<p><b>N.A.</b></p> <p>639 490 26 81 <b>01.078</b> SWB 3200</p> <p>639 490 33 81 <b>01.079</b> Short</p> <p>639 490 34 81 <b>01.080</b> Long</p> <p>141-975 911-965 143-923 x2 143-923 911-965 143-926</p> <p>ME012642</p>
<p><b>CAT</b></p> <p><b>Vito</b> <b>W639 LWB</b> <b>2.2</b> CDi Diesel 09/03 - (2148 cc), 85 KW (2148 cc), 80 KW</p>	<p><b>N.A.</b></p> <p>639 490 27 81 <b>01.081</b> LWB 3430</p> <p>639 490 34 81 <b>01.080</b> Long</p> <p>911-965 143-926 x2 143-926 911-965 143-926</p> <p>ME012643</p>
<p><b>CAT</b></p> <p><b>Vito</b> <b>W638</b> <b>2.2</b> CDi Diesel 03/99 - 09/03 (2148 cc), 90 KW</p>	<p>638 490 42 19 <b>N.A.</b></p> <p>638 490 13 15 <b>02.037</b></p> <p>911-965 143-913 143-913 x2</p> <p>ME012645</p>
<p><b>CAT</b></p> <p><b>Vito</b> <b>W639 SWB</b> <b>2.2</b> CDi Diesel 09/03 - (2148 cc), 110 KW</p>	<p><b>N.A.</b></p> <p>639 490 26 81 <b>01.078</b> SWB 3200</p> <p>639 490 33 81 <b>01.079</b> Short</p> <p>639 490 34 81 <b>01.080</b> Long</p> <p>141-975 911-965 143-923 x2 143-926 911-965 143-926</p> <p>ME012670</p>
<p><b>CAT</b></p> <p><b>Vito</b> <b>W639 LWB</b> <b>2.2</b> CDi Diesel 09/03 - (2148 cc), 110 KW</p>	<p><b>N.A.</b></p> <p>639 490 27 81 <b>01.081</b> LWB 3430</p> <p>639 490 34 81 <b>01.080</b> Long</p> <p>911-965 143-926 x2 143-926 911-965 143-926</p> <p>ME012673</p>

<p>601 490 06 19 <b>N.A.</b></p>  <p>113-902</p> <p>601 490 12 01 <b>N.A.</b></p>  <p>971-910</p> <p>113-902</p> <p>601 490 06 21 <b>02.002</b></p>  <p>971-910</p> <p>113-902</p> <p>113-902</p> <p>ME012800</p>	<p><b>T1 207D</b> <b>Bus, Box</b> <b>2.4 D</b> Diesel 05/77 - 12/80 (2404 cc), 48 KW</p>
<p>601 490 15 19 <b>N.A.</b></p>  <p>971-904</p> <p>143-909</p> <p>144-908</p> <p>601 490 19 01 <b>N.A.</b></p>  <p>911-954</p> <p>143-909</p> <p>144-908</p> <p>601 490 22 21 <b>02.006</b></p>  <p>941-950</p> <p>143-909</p> <p>144-908</p> <p>ME012805</p>	<p><b>T1 207D</b> <b>Bus, Box</b> <b>2.4 D</b> Diesel 12/80 - 12/82 (2404 cc), 48 KW</p>
<p>601 490 21 19 <b>N.A.</b></p>  <p>971-901</p> <p>143-909</p> <p>971-902</p> <p>601 490 22 19 <b>N.A.</b></p>  <p>971-904</p> <p>143-909</p> <p>144-908</p> <p>601 490 19 01 <b>N.A.</b></p>  <p>971-904</p> <p>143-909</p> <p>144-908</p> <p>601 490 22 21 <b>02.006</b></p>  <p>941-950</p> <p>911-954</p> <p>143-909</p> <p>144-908</p> <p>143-909</p> <p>144-908</p> <p>ME012810</p>	<p><b>T1 207D</b> <b>Bus, Box</b> <b>2.4 D</b> Diesel 06/82 - 01/90 (2299 cc), 53 KW</p>
<p>6014903019 <b>N.A.</b></p>  <p>910-950</p> <p>6014902701 <b>N.A.</b></p>  <p>971-901</p> <p>143-909</p> <p>144-908</p> <p>601 490 36 01 <b>02.016</b></p>  <p>971-904</p> <p>143-909</p> <p>144-908</p> <p>601 490 22 21 <b>02.006</b></p>  <p>941-950</p> <p>911-954</p> <p>143-909</p> <p>144-908</p> <p>143-909</p> <p>144-908</p> <p>ME012815</p>	<p><b>T1 207D</b> <b>Bus, Box</b> <b>2.4 D</b> Diesel 11/89 - 08/90 (2299 cc), 58 KW</p>
<p>601 490 06 19 <b>N.A.</b></p>  <p>113-902</p> <p>601 490 12 01 <b>N.A.</b></p>  <p>971-910</p> <p>113-902</p> <p>601 490 06 21 <b>02.002</b></p>  <p>971-910</p> <p>113-902</p> <p>113-902</p> <p>ME012820</p>	<p><b>T1 208</b> <b>Bus, Box</b> <b>2.3</b> 05/77 - 12/82 (2277 cc), 63 KW</p>
<p>601 490 05 19 <b>N.A.</b></p>  <p>113-902</p> <p>601 490 12 01 <b>N.A.</b></p>  <p>971-910</p> <p>113-902</p> <p>601 490 06 21 <b>02.002</b></p>  <p>971-910</p> <p>113-902</p> <p>113-902</p> <p>ME012825</p>	<p><b>T1 208</b> <b>Bus, Box</b> <b>2.3</b> 05/77 - 12/82 (2277 cc), 63 KW</p>

<p><b>T1 208</b> Bus, Box <b>2.3</b> 07/82 - 01/90 (2277 cc), 70 KW</p>	<p>601 490 24 19 <b>N.A.</b>      601 492 21 01 <b>N.A.</b>      601 490 19 01 <b>N.A.</b>      601 490 22 21 <b>02.006</b></p> <p>140-902      911-954      971-904      941-950 144-903      911-954      143-909      143-909 <b>N.A.</b>      144-908      144-908</p> <p>ME012830      601 492 22 01</p>
<p><b>T1 208D</b> Bus, Box <b>2.3 D</b> Diesel 11/88 - 02/89 (2299 cc), 58 KW (2299 cc), 60 KW</p>	<p>601 490 21 19 <b>N.A.</b>      601 490 22 19 <b>N.A.</b>      601 490 19 01 <b>N.A.</b>      601 490 22 21 <b>02.006</b></p> <p>971-901      971-904      941-950 143-909      143-909      143-909 971-902      144-908      144-908</p> <p>ME012835</p>
<p><b>T1 208D</b> Bus, Box <b>2.3 D</b> Diesel 02/89 - 12/91 (2299 cc), 58 KW</p>	<p>6014903019 <b>N.A.</b>      6014902701 <b>N.A.</b>      601 490 19 01 <b>N.A.</b>      601 490 22 21 <b>02.006</b></p> <p>910-950      971-901      971-904      941-950 143-909      143-909      143-909 144-908      144-908      144-908</p> <p>ME012840</p>
<p><b>T1 208D</b> Bus, Box <b>2.3 D</b> Diesel 12/91 - 02/96 (2299 cc), 58 KW</p>	<p>601 490 39 19 <b>02.014</b>      601 492 18 07 <b>02.015</b>      601 490 36 01 <b>02.016</b>      601 490 22 21 <b>02.006</b></p> <p>910-950      971-904      971-904      941-950 143-909      143-909      143-909 144-908      144-908      144-908</p> <p>ME012845</p>
<p><b>T1 209D</b> Bus, Box <b>3.0 D</b> Diesel 12/82 - 01/90 (2998 cc), 65 KW</p>	<p>601 490 21 19 <b>N.A.</b>      601 490 22 19 <b>N.A.</b>      601 490 19 01 <b>N.A.</b>      601 490 22 21 <b>02.006</b></p> <p>971-901      971-904      941-950 143-909      143-909      143-909 971-902      144-908      144-908</p> <p>ME012865</p>
<p><b>T1 210D</b> Bus, Box <b>2.9 D</b> Diesel 10/88 - 01/91 (2874 cc), 70 KW</p>	<p>6014903019 <b>N.A.</b>      6014902701 <b>N.A.</b>      601 490 19 01 <b>N.A.</b>      601 490 22 21 <b>02.006</b></p> <p>910-950      971-901      971-904      941-950 143-909      143-909      143-909 144-908      144-908      144-908</p> <p>ME012890</p>

	<p><b>T1 210D</b> Bus, Box <b>2.9 D</b> Diesel 01/91 - 02/96 (2874 cc), 70 KW</p> <p>ME012895</p>
	<p><b>T1 307D</b> Bus, Box <b>2.4 D</b> Diesel 10/82 - 01/85 (2399 cc), 53 KW</p> <p>ME012915</p>
	<p><b>T1 307D</b> Bus, Box <b>2.4 D</b> Diesel 01/85 - 01/90 (2399 cc), 53 KW</p> <p>ME012920</p>
	<p><b>T1 308D</b> Bus, Box <b>2.3 D</b> Diesel 11/88 - 02/89 (2299 cc), 58 KW</p> <p>ME012945</p>
	<p><b>T1 308D</b> Bus, Box <b>2.3 D</b> Diesel 02/89 - 01/91 (2299 cc), 60 KW (2299 cc), 58 KW</p> <p>ME012950</p>
	<p><b>T1 308D</b> Bus, Box <b>2.3 D</b> Diesel 01/91 - 02/96 (2299 cc), 60 KW (2299 cc), 58 KW</p> <p>ME012955</p>

<p><b>T1 309D</b> Bus, Box <b>3.0 D</b> Diesel 10/82 - 02/89 (2998 cc), 65 KW</p>	<p>601 490 21 19 <b>N.A.</b></p> 	<p>601 490 22 19 <b>N.A.</b></p> 	<p>601 490 19 01 <b>N.A.</b></p> 	<p>601 490 22 21 <b>02.006</b></p>  <p>941-950 971-901 143-909 971-902</p> <p>971-904 143-909 144-908</p> <p>911-954 143-909 144-908</p> <p>143-909 144-908</p>
<p><b>T1 309D</b> Bus, Box <b>3.0 D</b> Diesel 02/89 - 01/90 (2998 cc), 65 KW</p>	<p>6014903019 <b>N.A.</b></p> 	<p>6014902701 <b>N.A.</b></p> 	<p>601 490 19 01 <b>N.A.</b></p> 	<p>601 490 22 21 <b>02.006</b></p>  <p>941-950 910-950 971-901 143-909 144-908</p> <p>971-904 143-909 144-908</p> <p>911-954 143-909 144-908</p> <p>143-909 144-908</p>
<p><b>T1 310D</b> Bus, Box <b>2.9 D</b> Diesel 06/89 - 01/91 (2874 cc), 70 KW</p>	<p>6014903019 <b>N.A.</b></p> 	<p>6014902701 <b>N.A.</b></p> 	<p>601 490 19 01 <b>N.A.</b></p> 	<p>601 490 22 21 <b>02.006</b></p>  <p>941-950 910-950 971-901 143-909 144-908</p> <p>971-904 143-909 144-908</p> <p>911-954 143-909 144-908</p> <p>143-909 144-908</p>
<p><b>T1 310D</b> Bus, Box <b>2.9 D</b> Diesel 01/91 - 02/96 (2874 cc), 70 KW</p>	<p>601 490 39 19 <b>02.014</b></p> 	<p>601 492 18 07 <b>02.015</b></p> 	<p>601 490 36 01 <b>02.016</b></p> 	<p>601 490 22 21 <b>02.006</b></p>  <p>941-950 910-950 971-904 143-909 144-908</p> <p>971-904 143-909 144-908</p> <p>911-954 143-909 144-908</p> <p>143-909 144-908</p>